

“OUR TOWN” MAP OF DOS AND DON’TS

Learning Objectives: Students will

1. Develop map reading skills by using the TxDOT “Our Town” map.
2. Identify safe and unsafe practices.
3. Recognize city buildings and services.
4. Create a motto promoting traffic safety.


TEKS: SS 4.6A, 4.22C; Health 4.4F, PE 4.5A-D, 4.6A, 4.6B

Materials Needed: TxDOT “Our Town” map and strips of construction paper for wrist bands

Vocabulary: Practices, map coordinates

Teaching Strategy:

1. Distribute copies of the TxDOT “Our Town” map to each student.
2. Ask students to use the map coordinates to locate examples of both safe and unsafe behavior and actions pictured on the map. Make a class list of these examples, discussing each issue as it is mentioned. In the case of the unsafe behavior practices, students should suggest ways to correct the behavior from unsafe to safe.
3. Ask students to identify the city government buildings on the “Our Town” map.
4. Each student should choose one issue that was identified on the map. Instruct students to create a short traffic safety motto which promotes traffic safety on that specific mode of transportation.
5. Give children a strip of construction paper on which to write their motto, such as “Race for the Cure,” “Livestrong,” “Turn Around, Don’t Drown.”
6. Allow students to share their mottos with the class.
7. Using the blank grid provided, have students create a “map” of an imaginary town illustrating safe and unsafe transportation behavior.



Extension for Gifted/Talented:

Students will create an advertising campaign for the distribution of their wristbands, including statistics showing the need for safer conditions.



EXAMPLES FOR TEACHER'S USE

Safe Behaviors

1. Walking in a crosswalk
2. Helmet on skater

Coordinates

- F-13
D-11

Unsafe Behaviors


1. Crossing without crosswalk
2. Riding in back of pick-up truck

Coordinates

- A-17
D-16

Note: A limited number of class sets of the “Our Town” map are available at no charge. Contact tmcec@tmcec.com





"OUR TOWN" MAP OF DOS AND DON'TS

Safe Behaviors

- 1.
- 2.
- 3.
- 4.
- 5.
- 6.
- 7.
- 8.
- 9.
- 10.

Coordinates

- 1.
- 2.
- 3.
- 4.
- 5.
- 6.
- 7.
- 8.
- 9.
- 10.

Unsafe Behaviors

- 1.
- 2.
- 3.
- 4.
- 5.
- 6.
- 7.
- 8.
- 9.
- 10.

Coordinates


- 1.
- 2.
- 3.
- 4.
- 5.
- 6.
- 7.
- 8.
- 9.
- 10.

WRIST BANDS

--	--	--	--	--	--

LEVEL ONE-7

	A	B	C	D	E	F	G	H	I	J	K	L	M	N	
1															1
2															2
3															3
4															4
5															5
6															6
7															7
8															8
9															9
10															10
11															11
12															12
13															13
14															14
15															15
16															16
17															17
18															18
19															19
20															20



Save a Life
THE FLORIDA DEPARTMENT OF TRANSPORTATION

Save a Life
THE FLORIDA DEPARTMENT OF TRANSPORTATION