

**Judicial Council Monthly  
Court Activity Reports**

---

Sandra Mabbett  
Judicial Information Analyst  
Office of Court Administration

---

---

---

---

---

---

---

---

**Today's Topics**

---

- Who decides what data will be collected
- Legal Requirements
- New Reporting Requirements
- Changes to Reports
- Report Submission to OCA
- Generating Activity Reports
- Directory Searches

---

---

---

---

---

---

---

---

**Who Decides What Data Will Be  
Collected**

---

- Texas Judicial Council: policymaking body for the judicial branch, consists of 22 judicial, legislative, and citizen members
- Since 1929, one its primary duties has been to gather judicial statistics from judges and other court officials (Government Code section 71.035(a))
- Judicial Council, assisted by OCA, is the only entity that collects comprehensive statistics on the operation of the Texas courts

---

---

---

---

---

---

---

---

**Legal Requirements**

- *Texas Government Code, Chapter 71, Section 71.035(b):* Judge/Clerk must submit monthly report as duty of office
  
- *Texas Administrative Code, Sections 171.1 & 171.2:* Report is due no later than the 20<sup>th</sup> of each month (e.g., report for July is due August 20)

---

---

---

---

---

---

---

---

**Report of Change in Mayor, Municipal Judge, or Municipal Court Clerk**

- Section 29.013(a) of the Government Code requires the secretary of a municipality to notify the Texas Judicial Council of the name of each person who is elected or appointed as mayor, municipal court judge, or clerk of a municipal court within 30 days after the date of the person's election or appointment.

---

---

---

---

---

---

---

---

**Report of Change in Mayor, Municipal Judge, or Municipal Court Clerk**

- The secretary is also required to notify the Texas Judicial Council of the name the mayor, municipal court judge or clerk that vacates such an office. *NOTE: Judges include the presiding judge, associate judges, alternate judges, contracted judges or another other person who serves in a judicial capacity for the city.*

---

---

---

---

---

---

---

---

**Report of Change in Mayor, Municipal Judge, or Municipal Court Clerk**

<http://www.courts.state.tx.us/oca/required.asp#ReportOfChange>

**Report of Change in Mayor, Municipal Judge, or Municipal Court Clerk** ...top...

Section 29.013(a) of the Government Code requires the secretary of a municipality to notify the Texas Judicial Council of the name of each person who is elected or appointed as mayor, municipal court judge, or clerk of a municipal court within 30 days after the date of the person's election or appointment. The secretary is also required to notify the Texas Judicial Council of the name the mayor, municipal court judge or clerk that vacates such an office. *NOTE: Judges include the presiding judge, associate judges, alternate judges, contracted judges or another other person who serves in a judicial capacity for the city.*

Report Form: [PDF](#) | [Word](#)

---

---

---

---

---

---

---

---

---

---

**Report of Change in Mayor, Municipal Judge, or Municipal Court Clerk**



OFFICE OF COURT ADMINISTRATION  
285 WEST 14<sup>TH</sup> STREET, SUITE 600 • (512) 463-3425 • FAX (512) 936-2423  
P.O. BOX 12666 • AUSTIN, TEXAS 78711-2666  
<http://www.txcourts.gov>

CARL REYNOLDS  
Administrative Director

**REPORT OF CHANGE/VACANCY IN MAYOR OR MUNICIPAL COURT JUDGE OR CLERK**

Section 29.013(a) of the Government Code requires the secretary of a municipality to notify the Texas Judicial Council of the name of each person who is elected or appointed as mayor, municipal court judge, or clerk of a municipal court within 30 days after the date of the person's election or appointment. The secretary is also required to notify the Texas Judicial Council of the name the mayor, municipal court judge or clerk that vacates such an office.

*NOTE: Judges include the presiding judge, associate judges, alternate judges, contracted judges or another other person who serves in a judicial capacity for the city.*

Appointment or Election

Name:

Position:

---

---

---

---

---

---

---

---

---

---

**New Reporting Forms & Instructions**

**Effective Date  
September 1, 2011**

**Posted at:**

**<http://www.courts.state.tx.us/oca/required.asp>**

---

---

---

---

---

---

---

---

---

---

**Changes to Justice and Municipal Court Monthly Case Activity Reports Effective September 1, 2011**

**Required Reporting web page**

<http://www.courts.state.tx.us/oca/required.asp>

- Forms
- Instructions
- Frequently Asked Questions
- XML Specifications and XML Tester
- Red lined versions of forms to show changes
- Spreadsheet with DPS codes classified by OCA case category

---

---

---

---

---

---

---

---

**<http://www.courts.state.tx.us/oca/required.asp>**

Changes to Justice and Municipal Court Monthly Case Activity Reports Effective September 1, 2011 [top](#)

[New Reporting Rules \[pdf\]](#)

[Frequently Asked Questions - Online Report Submission](#) - Added 12/07/11!

[Frequently Asked Questions - XML File Submission](#) - Added 11/07/11!

[Validate XML file format](#) - Added 4/11/11

[List of Changes Made to XML Specifications \[pdf\]](#) - Updated 03/21/11!

[Justice Courts: Form \[pdf\]](#) | [\[xls\]](#) | [\[Instructions\]](#) | [\[Case category charts\]](#) | [\[Frequently Asked Questions\]](#) | [XML Specifications \[pdf\]](#) - Instructions & FAQ's Updated 01/17/2012

[Municipal Courts: Form \[pdf\]](#) | [\[xls\]](#) | [\[Instructions\]](#) | [\[Case category charts\]](#) | [\[Frequently Asked Questions\]](#) | [XML Specifications \[pdf\]](#) - Instructions & FAQ's Updated 01/17/2012

[Red lined versions of forms reflecting changes: Justice Courts \[pdf\]](#) | [Municipal Courts \[pdf\]](#)

[DPS Violation Codes Categorized by OCA Case Category: \[xls\]](#) - Updated 9/14/2011

---

---

---

---

---

---

---

---

**What has not changed**

- **A report is required to be submitted each month** even if the court has no activity to report.
- **Disposed = adjudicated**  
For purposes of this report, a disposition is reported when the case is adjudicated (the judge signs the final judgment or a sentence is otherwise imposed). The date of disposition is the date the final judgment was signed.

---

---

---

---

---

---

---

---

## What has not changed

- **Payment plans:** a person who is placed on a payment plan to discharge their fines, fees and courts costs has been found guilty. The case is reported in the dispositions section when the adjudication of guilt was made (the final judgment was entered), not when the person finally satisfies all the fines, fees and court costs.

---

---

---

---

---

---

---

---

## What has not changed

- **Revenue reported**
  - **includes** fines, fees, court costs; Omnibase fees; forfeited bonds; fees for copies, etc.
  - **DOES NOT include** amounts retained by a private collections agency for service fees; amounts assessed; jail credit; community service credit; or amounts collected that are not related to court operations.

---

---

---

---

---

---

---

---

## What's New?

- Report is now separated into 4 sections/pages:
  - Criminal
  - Civil
  - Juvenile
  - Additional Activity

---

---

---

---

---

---

---

---

**What's New?**

- Although the form expanded to four pages to keep the type from getting too small to read, the majority of the information on the reports remained the same.
- Also, the municipal court form did not change as much as the JP form since the municipal courts had been reporting additional juvenile case information of over a decade.

---

---

---

---

---

---

---

---

**What's New?**

- Revenue is now reported for what is:
  - Retained by the city
  - Remitted to the state
  - TotalIf unable to provide the separate total amounts collected, just report the total

---

---

---

---

---

---

---

---

**What's New?**

- The total revenue will not necessarily be the sum of what is kept by the city and what is remitted to the state.
- Total revenue includes fees collected that are sent directly to other entities and **are not included** in either what is kept by the city or sent to the state.
- Examples are those collected for school districts or OmniBase fees

---

---

---

---

---

---

---

---

**What's New?**

**Category changes and clarifications:**

- Fined is now called Uncontested Dispositions (cases in which a guilty or nolo contendere plea was entered due to payment of a fine or other amount accepted by the court without a plea being entered in open court.)

---

---

---

---

---

---

---

---

**What's New?**

- Trial by Judge, Finding of Guilty split into 2 categories to separate pleas from actual trials before the judge:
  - Convictions—Guilty Plea or No Contendere
  - Convictions—By the Court
- Compliance Dismissals expanded and All Other Dispositions added at request of courts because there was previously no place to report certain dispositions

---

---

---

---

---

---

---

---

**What's New?**

- Cases Appealed now reported after trial or without trial
- Transfers to Juvenile Court are now separated between mandatory or discretionary
- More information collected on magistrate activity

---

---

---

---

---

---

---

---





**Changes to Reports – Pending, Active, Inactive and Reactivated Cases**

- **What is the definition of a pending case?**
  - **A case pending on the first of the month** is a case that had been filed in a previous month but in which a FINAL JUDGMENT HAD NOT YET BEEN ENTERED. Total cases pending on the first of the month is a sum of active and inactive cases that were pending as of the first of the month.

---

---

---

---

---

---

---

---

**Pending Cases**

- **A case pending at the end of the month** is a case in which a FINAL JUDGMENT HAD NOT YET BEEN ENTERED by the end of the month. Total cases pending at the end of the month is a sum of active and inactive cases that were pending as of the end of the month.

---

---

---

---

---

---

---

---

**Active Cases**

- **What is the definition of an active case?**
  - For the purposes of this report, an active case is a case in which NO JUDGMENT HAS YET BEEN ENTERED and that THE COURT CAN MOVE TO ADJUDICATION (entry of a final judgment).

---

---

---

---

---

---

---

---

**Inactive Cases**

**□ What is the definition of an inactive case?**

- For the purposes of this report, an inactive case is a case in which NO JUDGMENT HAS YET BEEN ENTERED BUT THE DEFENDANT IS NOT AVAILABLE FOR ADJUDICATION AND THE COURT CANNOT TAKE FURTHER ACTION.

---

---

---

---

---

---

---

---

**Inactive Cases**

**□ Examples of inactive criminal cases:**

- Cases in which a directive to apprehend or warrant of arrest has been issued;
- Cases reported to the OmniBase (Texas Department of Public Safety) program, to the Scofflaw program (Texas Department of Transportation Vehicle Titles and Registration Division), or to a collections agency for failure to appear;

---

---

---

---

---

---

---

---

**Inactive Cases**

**□ Examples of inactive criminal cases:**

- Cases in which a defendant is being held elsewhere on state or federal charges;
- Cases stayed due to a question of mental illness or mental retardation;
- Cases in which the defendant is otherwise unavailable for adjudication.

---

---

---

---

---

---

---

---

**Inactive Cases**

- **Examples of inactive civil cases:**
  - Cases ordered to arbitration;
  - Cases in which a notice or suggestion of bankruptcy is filed;
  - Cases delayed due to the Soldiers' & Sailors' Civil Relief Act;
  - Cases in which a suggestion of death is filed; and
  - All other cases ordered abated by a judge.

---

---

---

---

---

---

---

---

**Is it Active or Inactive???**

- **When a defendant does not appear we send the case to collections and never see it again. Does sending these cases to collections make the case inactive?**
  - If no judgment was entered in the case, yes, you would count the case as inactive.
  - If a judgment is entered in the case, it should be reported in the appropriate disposition category. For purposes of the report a case is counted as disposed when a final judgment is entered.

---

---

---

---

---

---

---

---

**Is it Active or Inactive???**

- **When a person is placed on a driver's safety, deferred adjudication or other program, does that make the case inactive?**
  - No. The case should remain active. The case is reported disposed of when the case is either dismissed for compliance or a conviction is entered for non-compliance.

---

---

---

---

---

---

---

---

Is it Active or Inactive???

□ Does a cash bond make a case inactive?

- No since the case is set/can be set for court.

□ If a defendant is fined and receives an extension to pay, does this make a case inactive?

- No. The case is reported as disposed when the judgment is signed (the conviction is entered, and the defendant is fined). This case has been adjudicated and convicted; this will not change whether the person pays in full or is on a payment plan.

Horizontal lines for notes.

Is it Active or Inactive???

□ Are capiases pro fine reported as inactive cases?

- No. A capias pro fine is issued after a judgment (a conviction) has been entered because a person has not satisfied the fine or other obligations. Thus, the capias pro fine will never affect whether a case is counted as pending, whether active or inactive. Capiases pro fine are reported only in the Additional Court Activity Section on Line 3.

Horizontal lines for notes.

Reactivated Cases

□ What is the definition of a reactivated case?

- For the purposes of this report, a case is counted as reactivated when it had previously been placed in an inactive pending status but some event occurred that allows the court to resume activity and move the case to a final judgment.

Horizontal lines for notes.

## Reactivated Cases

- Reactivated cases are reported even if a judgment was also entered in the case during the month. In fact, **INACTIVE CASES MUST BE COUNTED AS REACTIVATED BEFORE THEY CAN BE COUNTED AS DISPOSED OF.** If you do not do this, the result could possibly leave you with negative cases pending at the end of the month which will cause the report to be “out of balance”.

---

---

---

---

---

---

---

---

## Reactivated Cases

- **What date/event should be used to determine when a criminal or juvenile case becomes reactivated—the date of arrest or the date of the defendant’s first hearing?**
  - The date of the defendant's first hearing is our preference. If you do not have access to accurate information about the date of the first hearing, use the date of arrest (date the warrant was executed).

---

---

---

---

---

---

---

---

## Submitting the Report to OCA



---

---

---

---

---

---

---

---

**Monthly Court Activity Report**

The report must be submitted online unless a waiver has been received from OCA

To obtain a Login ID and password or for password resets contact OCA's **Service Desk:**

**(512) 463-1642**

Or

[service.desk@txcourts.gov](mailto:service.desk@txcourts.gov)

---

---

---

---

---

---

---

---

**Requesting a Waiver from reporting on-line**

A waiver for good cause from reporting online may be requested. Keep in mind:

- The reporting rules in the Administrative Code only allow for a waiver of ONLINE reporting.
- The waiver provision applies only to courts who wish to continue mailing or faxing their reports to our office on the new reporting form.

---

---

---

---

---

---

---

---

**Requesting a Waiver from reporting on-line**

- Everyone is still required to submit a report.**
- Will be for one reporting year through August 31, 2012 (the end of FY 2012)
- Must be submitted in writing by fax, email or mail

---

---

---

---

---

---

---

---

## Where to Report

- For report activity beginning September 2011 (form revised effective 9/1/2011) the new database is called Court Activity Reporting and Directory System

<http://card.txcourts.gov>

---

---

---

---

---

---

---

---

---

---

## Monthly Report Login Page

THE TEXAS OFFICE OF COURT ADMINISTRATION  
Court Activity Reporting and Directory System

Build Version 1.1.4400.25161

title

[Public Judicial Directory](#)

A Login ID is not needed to access public information.

**Public Court Activity Data**

New Data (District/County Courts For 9/1/10 and later & Justice/Municipal Courts For 9/1/11 and later):

[Run Reports](#)

[Ad Hoc Search](#)

Old Data (District/County Courts Prior to 9/1/10 & Justice/Municipal Courts Prior to 9/1/11):

[Run Reports](#)

[Ad Hoc Search](#)

For assistance with login IDs, passwords, or other technical issues, email the Help Desk: [Service.Desk@txcourts.gov](mailto:Service.Desk@txcourts.gov) (for password reset requests, please click here)

For assistance with reporting questions, email the Reporting Section: [ReportingSection@courts.state.tx.us](mailto:ReportingSection@courts.state.tx.us)

Or call the Office of Court Administration at (512) 463-1625.

Login ID:  
Password:

Login



---

---

---

---

---

---

---

---

---

---

## Court's Main Page

Add New Monthly Report – Data Entry

View Electronic Submission – Upload XML file

THE TEXAS OFFICE OF COURT ADMINISTRATION  
Court Activity Reporting and Directory System

Build Version 1.1.437.2278

title



Harris County

Municipal Court:

Hilshire Village

3022 Columbia Road  
Houston, Texas  
77056-1968

[Add New Monthly Report](#) [Monthly Report Search and Edit New Data](#) [View Electronic Submission](#) [Run Report - New Data](#) [Run Report - Old Data](#)

To change your password, click here: [Change Password](#)

To update directory information, please email changes to [Directory.Update](mailto:Directory.Update)

If you have any concerns or questions about your report, please email the [Reporting Section](mailto:ReportingSection), or call (512) 463-1625.

---

---

---

---

---

---

---

---

---

---

## Uploading an XML file

- Click on View Electronic Submission
- Browse to find your report
- Submit – goes to Criminal Section (no need to click on submit in each section)

### THE TEXAS OFFICE OF COURT ADMINISTRATION Court Activity Reporting and Directory System

#### Electronic File Submission

Build Version 1.1.4287.23278 Last Login: 10/3/2011 10:32:29 AM

[Logout](#) | [Help](#)

[Municipal/Main Menu](#) > [File Submission](#)

Electronic file:

---

---

---

---

---

---

---

---

---

---

## Add New Monthly Report – option to choose a month/year and a section

### THE TEXAS OFFICE OF COURT ADMINISTRATION Court Activity Reporting and Directory System

#### Monthly Report

Build Version 1.1.4287.23278 Last Login: 9/26/2011 12:42:20 PM

[Logout](#) | [Help](#)

[Municipal/Main Menu](#) > [Monthly Report Search](#) > [Monthly Report](#)

Year:

Month:

#### Hilshire Village

PRESIDING JUDGE:

James Smith

Section:

Circuit:

---

---

---

---

---

---

---

---

---

---

## Add New Monthly Report

- Remember to enter reports sequentially

### THE TEXAS OFFICE OF COURT ADMINISTRATION Court Activity Reporting and Directory System

#### Monthly Report

Build Version 1.1.4287.23278 Last Login: 8/28/2011 1:29:51 PM

[Logout](#) | [Help](#)

[Municipal/Main Menu](#) > [Monthly Report Search](#) > [Monthly Report](#)

Year:

Month:

#### Hilshire Village

PRESIDING JUDGE:

James Smith

→ The previous month has not been submitted. Please submit the previous month before continuing.

Section:

---

---

---

---

---

---

---

---

---

---





### Docket Adjustments

- Cases pending end of month and cases pending beginning of following month should be the same
- If not equal, docket adjustment must be entered to account for the **difference**
- You won't find the docket adjustment line on the form – it's only in the online reporting system
- Docket adjustments will automatically change the active cases line so adjust if necessary

---

---

---

---

---

---

---

---

### Docket Adjustments

- To **increase** number of cases pending in a certain case category, enter the number of cases you need to increase the category by
  - Do not enter plus sign (+)
- To **decrease** number of cases pending, enter the number of cases you need to decrease the category by
  - You must enter a minus sign (-)

---

---

---

---

---

---

---

---

### Docket Adjustments

**Do not**

enter the numbers that you want  
the pending cases to be

---

---

---

---

---

---

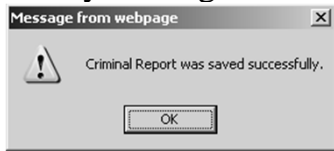
---

---



## Entering a Report: Hints

- After you enter a report, make sure you receive the saved successfully message




---

---

---

---

---

---

---

---

## Entering a Report: Hints Identifying out of the ordinary court activity

**Notes:** use this area at the bottom of each section to note anything unusual or outstanding in the activity for that month (send directory updates to [DirectoryUpdate@txcourts.gov](mailto:DirectoryUpdate@txcourts.gov))

**Prepared by:** should be the name of the person OCA can contact if we have questions

Notes:

Prepared By:



---

---

---

---

---


---

---

---

## Entering a Report: Hints

- After September if no cases display in the pending cases first of month, that section was not entered for the previous month




---

---

---

---

---

---

---

---



<hr/> <hr/> <b>Reminders</b> <hr/> <ul style="list-style-type: none"><li><input type="checkbox"/> Negative numbers are allowed in only 1 place on the report: docket adjustment line</li> <li><input type="checkbox"/> Watch out for and correct negative pending cases.</li></ul>
--

---

---

---

---

---

---

---

---

<hr/> <hr/> <b>Reminders</b> <hr/> <ul style="list-style-type: none"><li><input type="checkbox"/> A report must be submitted for EACH month, even if court had no activity</li> <li><input type="checkbox"/> Keep copies of any reports run from <u>your</u> system for a minimum of 2 years</li></ul>
--

---

---

---

---

---

---

---

---

<hr/> <hr/> <b>Reminders</b> <hr/> <ul style="list-style-type: none"><li><input type="checkbox"/> If you are having an issue preventing you from reporting send and email to <u><a href="mailto:reporting.section@txcourts.gov">reporting.section@txcourts.gov</a></u></li><li><input type="checkbox"/> Include a brief explanation of any issue(s) and a date you expect to have the issue(s) resolved.</li></ul>
--

---

---

---

---

---

---

---

---

## Reminders

- Accuracy of report should be verified - don't assume your software gets it right!
- Review the report for noticeable errors or areas of concern:
  - No uncontested dispositions with majority of dispositions reported as trials by judge;
  - No compliance dismissals;
  - No or unusually high or low revenue for the court

---

---

---

---

---

---

---

---

## Generating Reports

---

---

---

---

---

---

---

---

---

---

---

---

---


---

---

---

## Generating Activity Reports

- May access court activity data for any date range between September 1992 to present
- Most up-to-date data available



---

---

---

---

---

---

---

---

## Generating Activity Reports

[Add New Monthly Report](#)
[Monthly Report Search and Edit - New Data](#)
[View Electronic Submission](#)
[Run Report - New Data](#)
[Run Report - Old Data](#)

To run reports for the period 9/1/1992 thru 8/31/2011, click on Run Report – Old Data

To run reports for the period 9/1/2011 and later, click on Run Report – New Data

---

---

---

---

---

---

---

---

---

---

---

---

## Generating Activity Reports

**There are 5 reports available:**

1. **Monthly Activity Detail Report:** is a summary report of all activity reported. It may be run the report for an individual city or for statewide totals.

---

---

---

---

---

---

---

---

---

---

---

---

## Monthly Activity Detail Report

**Municipal Courts**  
**Activity Detail**  
 September 1, 2011 to August 31, 2012  
 8.8 Percent Reporting Rate  
 979 Reports Received Out of a Possible 11,124

	CRIMINAL CASES						Total
	Traffic Misdemeanors			Non-Traffic Misdemeanors			
	Non-Parking	Parking	City Ordinance	Penal Code	Other State Law	City Ordinance	
<b>Cases Pending 9/1/2011:</b>							
Active Cases	3,362,816	380,083	22,971	390,296	595,992	319,411	4,995,489
Inactive Cases	2,886,017	60,883	8,941	773,827	318,816	182,056	4,212,580
Docket Adjustments	506,255	10,397	9,927	156,196	117,607	62,115	862,497
<b>Cases Added:</b>							
New Cases Filed	1,265,059	99,898	7,491	131,108	98,315	74,200	1,655,961
Cases Reinstated	166,178	3,943	886	20,839	21,810	24,732	298,199
All Other Cases Added	12,702	56	25	797	838	391	14,809
<b>Total Cases on Docket</b>	<b>16,296,814</b>	<b>928,687</b>	<b>113,884</b>	<b>1,792,848</b>	<b>2,823,525</b>	<b>1,814,679</b>	<b>21,883,157</b>
<b>Dispositions:</b>							
Dispositions Prior to Court Appearance or Trial	355,345	15,282	2,637	39,140	35,266	15,766	463,436
Unsubmitted Dispositions							

---

---

---

---

---

---

---

---

---

---

---

---





## Generating Activity Reports

- Additional Activity by City:** is a summary report of the additional activity reported by city. Each line item of this section of the form is displayed for each city over 3 pages. Is run alphabetically by city.

---

---

---

---

---

---

---

---

---

---

---

---

## Additional Activity by City

Municipal Courts  
Summary of Additional Activity by City  
September 1, 2011 to August 31, 2012

City	2011 Population	MAGISTRATE WARRANTS						WARRANTS ISSUED				
		Class C Misdemeanor	Class A or B Misdemeanor	Felony	Class C Misdemeanor	Class A or B Misdemeanor	Felony	Class C Misdemeanor	Class A or B Misdemeanor	Felony	Capital Fee Fine	Search Warrant
Abbeville	12,921	0	0	0	0	0	11	0	0	13	0	0
Abbeville	117,065	0	432	113	0	0	1,716	0	0	31	0	0
Adrian	13,036	0	58	29	24	10	612	186	34	264	0	0
Albany	18,913	0	119	43	110	48	770	99	17	363	0	0
Albany Region	7,023	0	0	0	0	0	812	0	0	232	0	0
Alba	384	0	0	0	0	0	0	0	0	0	0	0
Albany	1,014	1	1	1	1	1	0	0	0	0	0	0
Albia	2,734	0	0	0	0	0	0	0	0	0	0	0
Albia	18,148	31	43	14	0	0	397	0	1	0	0	0
Albia	1,301	0	0	0	0	0	0	0	0	0	0	0
Albia	12,241	0	0	0	0	0	0	0	0	1	0	0
Albia	1,761	0	0	0	0	0	0	0	0	0	0	0
Albion	24,234	13	218	81	0	0	288	0	0	214	0	1
Albion	1,114	0	0	0	0	0	0	0	0	0	0	0
Albion	10,497	0	0	0	0	0	6,246	0	0	1,583	0	0
Albion	772	0	0	0	0	0	0	0	0	0	0	0
Albion	1,982	0	0	0	0	0	0	0	0	0	0	0
Albion	11,028	0	0	0	0	0	10	0	0	14	0	0
Albion	11,842	113	0	0	0	0	412	0	0	581	0	0
Albia	6,246	0	0	0	0	0	43	0	0	12	0	0

---

---

---

---

---

---

---

---

---

---

---

---

## Generating Activity Reports

- Municipal Court Cases Appealed by City:** is a summary report of criminal and civil appeals reported. Is run alphabetically by city.

---

---

---

---

---

---

---

---

---

---

---

---







OFFICE OF COURT ADMINISTRATION  
TEXAS JUDICIAL COUNCIL



OFFICIAL MUNICIPAL COURT MONTHLY REPORT

Month \_\_\_\_\_ Year \_\_\_\_\_

Municipal Court for the City of \_\_\_\_\_

Presiding Judge \_\_\_\_\_

If new, date assumed office \_\_\_\_\_

Court Mailing Address \_\_\_\_\_

City \_\_\_\_\_, TX Zip \_\_\_\_\_

Phone Number \_\_\_\_\_

Fax Number \_\_\_\_\_

Court's Public Email \_\_\_\_\_

Court's Website \_\_\_\_\_

THE ATTACHED IS A TRUE AND ACCURATE REFLECTION OF THE RECORDS OF THIS COURT.

Prepared by \_\_\_\_\_

Date \_\_\_\_\_ Phone Number \_\_\_\_\_

PLEASE RETURN THIS FORM NO LATER THAN 20 DAYS FOLLOWING THE END OF THE MONTH REPORTED TO:

OFFICE OF COURT ADMINISTRATION  
P O BOX 12066  
AUSTIN, TX  
78711-2066

PHONE: (512) 463-1625  
FAX: (512) 936-2423

## CRIMINAL SECTION

Court		Traffic Misdemeanors			Non-Traffic Misdemeanors		
Month	Year	Non-Parking	Parking	City Ordinance	Penal Code	Other State Law	City Ordinance
<b>1. Total Cases Pending First of Month:</b>							
a. Active Cases							
b. Inactive Cases							
<b>2. New Cases Filed</b>							
<b>3. Cases Reactivated</b>							
<b>4. All Other Cases Added</b>							
<b>5. Total Cases on Docket</b> <i>(Sum of Lines 1a, 2, 3 &amp; 4)</i>							
<b>6. Dispositions Prior to Court Appearance or Trial:</b>							
a. Uncontested Dispositions <i>(Disposed without appearance before a judge (CCP Art. 27.14))</i>							
b. Dismissed by Prosecution							
<b>7. Dispositions at Trial:</b>							
a. Convictions:							
1) Guilty Plea or Nolo Contendere							
2) By the Court							
3) By the Jury							
b. Acquittals:							
1) By the Court							
2) By the Jury							
c. Dismissed by Prosecution							
<b>8. Compliance Dismissals:</b>							
a. After Driver Safety Course <i>(CCP, Art. 45.0511)</i>							
b. After Deferred Disposition <i>(CCP, Art. 45.051)</i>							
c. After Teen Court <i>(CCP, Art. 45.052)</i>							
d. After Tobacco Awareness Course <i>(HSC, Sec. 161.253)</i>							
e. After Treatment for Chemical Dependency <i>(CCP, Art. 45.053)</i>							
f. After Proof of Financial Responsibility <i>(TC, Sec. 601.193)</i>							
g. All Other Transportation Code Dismissals							
<b>9. All Other Dispositions</b>							
<b>10. Total Cases Disposed</b> <i>(Sum of Lines 6, 7, 8 &amp; 9)</i>							
<b>11. Cases Placed on Inactive Status</b>							
<b>12. Total Cases Pending End of Month:</b>							
a. Active Cases <i>(Equals Line 5 minus the sum of Lines 10 &amp; 11)</i>							
b. Inactive Cases <i>(Equals Line 1b minus Line 3 plus Line 11)</i>							
<b>13. Show Cause Hearings Held</b>							
<b>14. Cases Appealed:</b>							
a. After Trial							
b. Without Trial							

**CIVIL/ADMINISTRATIVE SECTION**

<b>Court</b>		<b>TOTAL CASES</b>
<b>Month</b>	<b>Year</b>	
<b>1. Total Cases Pending First of Month:</b>		
a. Active Cases		
b. Inactive Cases		
<b>2. New Cases Filed</b>		
<b>3. Cases Reactivated</b>		
<b>4. All Other Cases Added</b>		
<b>5. Total Cases on Docket</b> <i>(Sum of Lines 1a, 2, 3 &amp; 4)</i>		
<b>DISPOSITIONS</b>		
<b>6. Uncontested Civil Fines or Penalties</b>		
<b>7. Default Judgments</b>		
<b>8. Agreed Judgments</b>		
<b>9. Trial/Hearing by Judge/Hearing Officer</b>		
<b>10. Trial by Jury</b>		
<b>11. Dismissed for Want of Prosecution</b>		
<b>12. All Other Dispositions</b>		
<b>13. Total Cases Disposed</b> <i>(Sum of Lines 6 through 12)</i>		0
<b>14. Cases Placed on Inactive Status</b>		
<b>15. Total Cases Pending End of Month:</b>		
a. Active Cases <i>(Equals Line 5 minus the sum of Lines 13 &amp; 14)</i>		
b. Inactive Cases <i>(Equals Line 1b minus Line 3 plus Line 14)</i>		
<b>16. Cases Appealed:</b>		
a. After Trial		
b. Without Trial		



## JUVENILE/MINOR ACTIVITY

Court		TOTAL
Month	Year	
<b>1. Transportation Code Cases Filed</b>		
<b>2. Non-Driving Alcoholic Beverage Code Cases Filed</b>		
<b>3. Driving Under the Influence of Alcohol Cases Filed</b>		
<b>4. Drug Paraphernalia Cases Filed</b> <i>(HSC, Ch. 481)</i>		
<b>5. Tobacco Cases Filed</b> <i>(HSC, Sec. 161.252)</i>		
<b>6. Failure to Attend School Cases Filed</b> <i>(Ed.Code, Sec. 25.094)</i>		
<b>7. Education Code (Except Failure to Attend) Cases Filed</b>		
<b>8. Violation of Local Daytime Curfew Ordinance Cases Filed</b> <i>(Local Govt. Code, Sec. 341.905)</i>		
<b>9. All Other Non-Traffic Fine-Only Cases Filed</b>		
<b>10. Transfer to Juvenile Court:</b>		
a. Mandatory Transfer <i>(Fam.Code, Sec. 51.08(b)(1))</i>		
b. Discretionary Transfer <i>(Fam.Code, Sec. 51.08(b)(2))</i>		
<b>11. Accused of Contempt and Referred to Juvenile Court (Delinquent Conduct)</b> <i>(CCP, Art. 45.050(c)(1))</i>		
<b>12. Held in Contempt by Criminal Court (Fined and/or Denied Driving Privileges)</b> <i>(CCP, Art. 45.050(c)(2))</i>		
<b>13. Juvenile Statement Magistrate Warning:</b>		
a. Warnings Administered		
b. Statements Certified <i>(Fam.Code, Sec. 51.095)</i>		
<b>14. Detention Hearings Held</b> <i>(Fam. Code, Sec. 54.01)</i>		
<b>15. Orders for Non-Secure Custody Issued</b>		
<b>16. Parent Contributing to Nonattendance Cases Filed</b> <i>(Ed. Code, Sec. 25.093)</i>		

**ADDITIONAL ACTIVITY**

<b>Court</b>		<b>NUMBER GIVEN</b>	<b>NUMBER REQUESTS FOR COUNSEL</b>
<b>Month</b>	<b>Year</b>		
<b>1. Magistrate Warnings:</b>			
a. Class C Misdemeanors			
b. Class A and B Misdemeanors			
c. Felonies			
			<b>TOTAL</b>
<b>2. Arrest Warrants Issued:</b>			
a. Class C Misdemeanors			
b. Class A and B Misdemeanors			
c. Felonies			
<b>3. Capiases Pro Fine Issued</b>			
<b>4. Search Warrants Issued</b>			
<b>5. Warrants for Fire, Health and Code Inspections Filed</b> <i>(CCP, Art. 18.05)</i>			
<b>6. Examining Trials Conducted</b>			
<b>7. Emergency Mental Health Hearings Held</b>			
<b>8. Magistrate's Orders for Emergency Protection Issued</b>			
<b>9. Magistrate's Orders for Ignition Interlock Device Issued</b> <i>(CCP, Art. 17.441)</i>			
<b>10. All Other Magistrate's Orders Issued Requiring Conditions for Release on Bond</b>			
<b>11. Driver's License Denial, Revocation or Suspension Hearings Held</b> <i>(TC, Sec. 521.300)</i>			
<b>12. Disposition of Stolen Property Hearings Held</b> <i>(CCP, Ch. 47)</i>			
<b>13. Peace Bond Hearings Held</b>			
<b>14. Cases in Which Fine and Court Costs Satisfied by Community Service:</b>			
a. Partial Satisfaction			
b. Full Satisfaction			
<b>15. Cases in Which Fine and Court Costs Satisfied by Jail Credit</b>			
<b>16. Cases in Which Fine and Court Costs Waived for Indigency</b>			
<b>17. Amount of Fines and Court Costs Waived for Indigency</b>			
<b>18. Fines, Court Costs and Other Amounts Collected:</b>			
a. Kept by City			
b. Remitted to State			
c. Total			



# OFFICE OF COURT ADMINISTRATION TEXAS JUDICIAL COUNCIL



## OFFICIAL MUNICIPAL COURT MONTHLY REPORT INSTRUCTIONS

### INDEX TO INSTRUCTIONS

LEGAL REQUIREMENTS & GENERAL INSTRUCTIONS .....	1
CRIMINAL SECTION .....	3
Definition of Criminal Cases .....	3
Criminal Case Type Categories .....	3
CIVIL/ADMINISTRATIVE SECTION .....	11
Definition of Civil/Administrative Cases .....	11
Civil/Administrative Case Type Categories .....	11
JUVENILE/MINOR ACTIVITY .....	14
ADDITIONAL COURT ACTIVITY .....	16

OFFICE OF COURT ADMINISTRATION  
P O BOX 12066  
AUSTIN, TEXAS 78711-2066  
512/463-1625  
512/936-2423 fax

## IMPORTANCE OF REPORTING

The monthly report is not designed to report everything that a court does nor everything that requires the attention or time of the judge. It is also not designed to reflect all of the clerk's responsibilities or to provide the basis for a complete case management system. Instead, the monthly report is designed to provide information required by law or needed by the judicial, legislative, and executive branches of government to make decisions regarding the jurisdiction, structure, and needs of the court system.

## LEGAL REQUIREMENTS

Section 71.035(b) of the Texas Government Code requires each judge, clerk, or other court official to report information pertaining to the civil and criminal business transacted by the municipal court(s) as required by the Texas Judicial Council.

Sections 171.1 and 171.2 of the Texas Administrative Code require submission of court activity reports each month to the Texas Judicial Council by **no later than 20 days after the end of the month for which statistics are reported.**

### *Electronic Reporting*

**Effective September 1, 2011, all municipal courts are required to submit the report online** unless the court has requested and obtained a waiver for good cause. (See Section 171.8 of the Texas Administrative Code.) Waivers are good for one year but may be renewed.

Reports may be entered electronically by one of two methods:

- a) manually entering the reports into the Court Activity Reporting and Directory System (<http://card.txcourts.gov>), OR
- b) uploading an XML file into the system.

Courts that have obtained an electronic reporting waiver may continue mailing, faxing, or emailing the report to OCA for data entry. However, only the new form will be accepted. **Reports for September 2011 and later will not be accepted on the old form.**

### *Paper Reporting*

Courts that have obtained an electronic reporting waiver may continue mailing, faxing, or emailing the report to OCA for data entry. The Official Municipal Court Monthly Report form is to be used to report the activity of the municipal court during each one-month period. **NOTE:** Reports generated from a case management system should be an **exact replica** of the monthly report form—*i.e., all categories should follow the order on the monthly report, no categories should be added or omitted, and no data should appear in areas that are shaded on the form.*

On the front page, please complete the appropriate blanks identifying the **month** and **year** for the data being reported; the name of your court; the names of the presiding judge and court clerk; the court's mailing address, fax number, email address, and website address (if available); and the name of the person that prepared the report, as well as his or her telephone phone number. (If appropriate, please provide a second phone number where that person can be reached during business hours.)



## GENERAL INSTRUCTIONS

**You must submit a report each month, even if your court had no activity.**

To file a “No Activity” report:

- If you are reporting online, log in to the online reporting system and select Add New Monthly Report. Select the month and year for which you are filing a report. For each relevant section of the report (criminal, civil, juvenile/minor, and other), check the “No Activity” box near the top of the page, and fill in the Prepared By line at the bottom of the page.
- If you are reporting on paper, you may indicate that you had no activity by writing a large zero, “X,” or “No Activity” across the statistical part of the form.

**Include only that activity that occurred during the month for which you are submitting a report.** If you need to make changes to the information for a previous month, you must edit your online report (if you report online) or file an amended report (if you report on paper).

## CRIMINAL SECTION

This section is divided into six case categories: violations of state traffic laws, violations of state parking laws, violations of city ordinances involving traffic or parking, Penal Code violations, violations of other state laws, and other city ordinance violations.

For the purpose of these reports, the number of criminal cases reported on this monthly reporting form is based on the number of defendants named in a complaint.

1. If the same defendant is charged in more than one complaint, it is counted as more than one case. For instance, if the same person is named in four separate complaints, count this as four cases.
2. When a clerk receives a citation with multiple offenses listed on it, each offense is a separate charge and must be alleged on separate complaints. Thus, each complaint is counted as a separate case.

### TRAFFIC MISDEMEANORS

Cases relating to motor vehicle operation or ownership for which the maximum punishment does not involve confinement in jail or prison (i.e., class C misdemeanors).

**Non-Parking.** Cases involving violations of the provisions of Title 7, Transportation Code and related statutes that do not involve parking (e.g., speeding, passing a school bus, driving without a valid inspection sticker, driving with an expired or no driver's license).

**NOTE:** Do not include *Violations of Promise to Appear* here.

**Parking.** Cases involving violations of Sections 545.301 through 545.304, Chapter 681 or Chapter 683, Transportation Code and related statutes concerning the improper stopping, standing, or parking of a vehicle (e.g., parking in an intersection, parking within 15 feet of a fire hydrant, parking where an official sign prohibits parking). **NOTE:** Report civil violations of parking or stopping ordinances in the Civil Section of the report.

**City Ordinance.** Cases involving violations of traffic or parking-related ordinances enacted by municipalities.

### NON-TRAFFIC MISDEMEANORS

Cases not involving traffic or parking violations for which the maximum punishment does not involve confinement in jail or prison.

**Penal Code.** Cases involving laws enacted by the Texas Legislature that are set out in the Penal Code (e.g., disorderly conduct, public intoxication, theft of property valued at less than \$50). **NOTE:** Include *Failure to Appear* cases here.

**Other State Law.** Cases involving laws enacted by the Texas Legislature that are set out in statutes other than the Penal Code (e.g., Alcoholic Beverage Code, Education Code, Health and Safety Code, Occupations Code, etc.). **NOTE:** Include *Violation of Promise to Appear* cases here.

**City Ordinance.** Cases involving ordinances enacted by municipalities (e.g., building codes, zoning laws, dog ordinances). Ordinance violations involving litter, fire safety, zoning, public health, and sanitation are punishable by fines only, up to a maximum of \$2,000. Punishment for violation of other types of city ordinances is limited to fines only, not to exceed \$500.

**NOTES:**

Report only those cases over which the court exercises jurisdiction.

- Include all juvenile/minor cases and parent contributing to nonattendance cases, which are also reported in the Juvenile/Minor Activity Section.
- Matters handled by the judge as a magistrate (e.g., emergency protective orders, administration of warnings to adults or juveniles, search warrants, arrest warrants, property hearings) must not be included in this section, unless the court has jurisdiction over the case and the case is filed in the court.

**Line 1. CASES PENDING FIRST OF MONTH** (*Sum of Lines 1a and 1b.*)

Report all misdemeanor cases previously filed in which a **judgment had not been entered** at the beginning of the month.

These figures should be the same as those reported for **Cases Pending End of Month** (Lines 11a and 11b) on the prior month's report. **If the number of cases pending at the first of the month does not equal the number of cases pending at the end of the previous month, a docket adjustment must be entered.** A *docket adjustment* is the difference between the number of cases pending at the end of the previous month and the number of cases pending at the beginning of the current month.

***Example:***

If the number of cases pending at the end of the month is **smaller** than the number pending at the beginning of the current month, enter a **positive** number in the appropriate blank. For example, if 825 parking cases were pending at the end of April but 830 were pending as of May 1, "5" ( $825 + 5 = 830$ ) should be entered in the docket adjustment line under Parking in the report for May.

If the number of cases pending at the end of the month is **larger** than the number pending at the beginning of the current month, enter a **negative** number in the appropriate blank. For example, if 900 Penal Code cases were pending at the end of April but 890 were pending as of May 1, "-10" ( $900 - 10 = 890$ ) should be entered in the docket adjustment line under Penal Code in the report for May.

**Note:** OCA staff will calculate and enter the docket adjustment(s) for reports submitted on paper.

**Line 1a. Active Cases**

Report the number of cases in which a **judgment had not been entered** that were active at the beginning of the month.

"Active cases" are cases awaiting entry of a judgment that the court can move to adjudication (entry of a judgment).

**Line 1b. Inactive Cases**

Report the number of cases in which a **judgment had not been entered** at the beginning of the month that had been classified as inactive (cases in which further court proceedings/activities could not continue).

*(See Line 11—Placed on Inactive Status for definition of an inactive case.)*



**Line 2. NEW CASES FILED DURING MONTH**

Report the number of **new, original misdemeanor cases filed** for each case category. Include all new cases filed this month, even if a judgment was entered in the case this month.

**Line 3. CASES REACTIVATED**

Report the number of cases **in which a judgment had not been entered** that had previously been placed in an inactive pending status, but for which further court proceedings and activities can now be resumed so that a judgment may be entered in the case.

This category includes:

- Cases in which the defendant was apprehended
  - and posted bond to appear at court or
  - was arraigned and magistrates;
- Cases that had been reported to the OmniBase (Texas Department of Public Safety) program, to the Scofflaw program (Texas Department of Transportation Vehicle Titles and Registration Division), to the Nonresident Violator Compact Program, or to a collections agency for failure to appear:
  - That were reactivated because the defendant appeared and the case was set for an appearance or trial,
  - That were reactivated because the defendant submitted a guilty or nolo plea to the court, whether or not the fine was paid;
  - That were reactivated because the defendant submitted a payment or other amount without a plea being entered (see definition in Line 6—Uncontested Dispositions);
  - That were reactivated because the case was dismissed; and
- Cases in which the proceedings were suspended due to a question of mental illness or mental retardation:
  - That were reactivated after an examination for competency to stand trial;
  - That were reactivated after the court or a jury decided that the defendant was not committable for temporary or extended mental health services and the defendant was found competent to stand trial; or
  - That were reactivated after the defendant's completion of temporary or extended inpatient mental health treatment.

**NOTES:**

- *Reactivated cases are reported under the same offense reported when the original case was filed.*
- *Reactivated cases are reported even if a judgment was also entered in the case during the month.*
- *An inactive case **MUST** be reactivated before it can be counted as disposed.*

**Line 4. ALL OTHER CASES ADDED**

Report the number of cases added to the docket in a manner other than the filing of a new, original case. Include cases in which:

- a motion for new trial is granted in a case that had previously been reported as disposed of;
- a case is remanded for further proceedings; and
- other similar matters which are not reported elsewhere.

**Line 5. TOTAL CASES ON DOCKET**

The sum of active cases pending at the beginning of the month; new cases filed; cases reactivated; and all other cases added equals **Total Cases on Docket**.

$$\text{Lines 1a} + 2 + 3 + 4 = 5$$

**DISPOSITIONS:**

**For purposes of this report, a disposition is reported when the case is adjudicated (the judge signs the final judgment or a sentence is otherwise imposed). The date of disposition is the date the judgment was signed.**

**Report only 1 disposition (final judgment) per case.**

**Line 6. DISPOSITIONS PRIOR TO COURT APPEARANCE OR TRIAL**

**A. Uncontested Dispositions**

**Report the number of cases in which a guilty or nolo contendere plea was entered without a plea being entered in open court. The case is reported when judgment is entered, whether or not the fine and other obligations of the case have been met.**

Include:

- Cases in which the defendant submitted a guilty or nolo contendere plea without appearing before a judge in open court; and
- Payment of a fine or other amount accepted by the court without a plea being entered. Per Code of Criminal Procedure, Sec. 27.14(c):

In a misdemeanor case for which the maximum possible punishment is by fine only, payment of a fine or an amount accepted by the court constitutes a finding of guilty in open court as though a plea of nolo contendere had been entered by the defendant and constitutes a waiver of a jury trial in writing.

Include payments submitted by mail, by electronic means, or in person. This includes both cases in which partial payment or payment in full is made.

**B. Cases Dismissed by Prosecution**

Report the number of cases that were dismissed pursuant to a motion by a prosecutor before a defendant's court appearance or trial. Cases dismissed at a defendant's court appearance or trial should be reported on Line 7C.

*NOTE: Do not include dismissals after completion of a driving safety course, after deferred disposition, or any other compliance dismissal. Report these in Line 8.*

**Line 7. DISPOSITIONS AT COURT APPEARANCE OR TRIAL**

**A. CONVICTIONS**

**1) Guilty Plea or Nolo Contendere**

Include:

- the number of cases in which the defendant pleaded guilty or *nolo contendere* in open

court;

- cases in which the defendant pleaded guilty or *nolo contendere* after the start of a trial;
- cases in which the defendant pleaded guilty or *nolo contendere* while in jail;
- cases in which the judge forfeited a cash bond for the fine and court costs if the defendant entered a written and signed plea of *nolo contendere* and waiver of jury trial and failed to appear according to the terms of release (**Article 45.044, Code of Criminal Procedure**).

**2) By the Court**

Report the number of cases in which the defendant pleaded not guilty and was tried and **found guilty by the judge**.

**3) By the Jury**

Report the number of cases in which the defendant pleaded not guilty and was tried and **found guilty by a jury**.

**B. ACQUITTALS**

**1) By the Court**

Report the number of cases in which the defendant was tried and found not guilty by the judge.

**2) By the Jury**

Report the number of cases in which the defendant was tried and found not guilty by the jury.

**C. CASES DISMISSED BY PROSECUTION**

Report the number of cases that were dismissed pursuant to a motion by a prosecutor at a defendant's court appearance or trial.

**Line 8. COMPLIANCE DISMISSALS**

Report the number of cases dismissed during the month due to completion of a court-ordered program and/or satisfaction of other requirements. Report all other dismissals on Line 6B or Line 7C.

**NOTES:**

- *Do not report a case as dismissed until all requirements for dismissal have been met and the charge is dismissed.*
- *A case must be reported in only one category below.*

**A. After Driving Safety Course**

Report the number of cases that were dismissed because the defendant completed a driving safety course or motorcycle operator training and safety course as provided by Code of Criminal Procedure, Art. 45.0511.

**B. After Deferred Disposition**

Report the number of cases that were dismissed during the month covered by this report because the defendant successfully completed a deferred sentence as provided by Code of Criminal Procedure, Art. 45.051.



**C. After Teen Court**

Report the number of cases that were dismissed during the month because the defendant successfully completed a teen court program as provided by Code of Criminal Procedure, Art. 45.052.

**D. After Tobacco Awareness Course**

Report the number of cases that were dismissed during the month because the defendant successfully completed a tobacco awareness course as provided by Health and Safety Code, Sec. 161.253.

**E. After Treatment for Chemical Dependency**

Report the number of cases that were dismissed during the month because the defendant successfully completed a court-ordered treatment program for chemical dependency (abuse of alcohol or a controlled substance), as provided by Code of Criminal Procedure, Art. 45.053, and Health and Safety Code, Ch. 462.

*Note: The dismissal authorized by Code of Criminal Procedure, Art. 45.053, does not include an expense fee that may be collected at the end of a deferral. If the expense fee is being charged, report the case as a dismissal **After Deferred Disposition**.*

**F. After Proof of Financial Responsibility**

Report the number of cases that were dismissed during the month because the defendant produced evidence of financial responsibility as provided by Transportation Code, Sec. 601.193.

**G. All Other Transportation Code Compliance Dismissals**

Report the number of cases that were dismissed during the month because the defendant successfully produced evidence of compliance with requirements other than those listed in the previous compliance dismissal categories. Applicable offenses include:

- Failing to display license plate on front and rear of vehicle (T.C., Sec. 502.404(a));
- Failing to display registration insignia on vehicle (T.C., Sec. 502.404(b));
- Driving with an expired motor vehicle registration (T.C., Sec. 502.407(b));
- Attaching or displaying a number plate or registration insignia for another registration period (T.C., Sec. 502.409(a)(3));
- Number plate or registration insignia has letters, numbers, or other identification marks that are not visible at all times in daylight (T.C., Sec. 502.409(a)(5));
- Number plate or registration insignia has an attached illuminated device, sticker, decal, emblem, or other insignia not authorized by law that interferes with the readability of the plate (T.C., Sec. 502.409(a)(6));
- Number plate or registration insignia has a coating, covering, or protective material that distorts or alters or obscures the numbers, color or original design features of the plate (T.C., Sec. 502.409(a)(7));
- Driver's license to be carried and exhibited on demand (T.C., Sec. 521.025);
- Driving with expired driver's license (T.C., Sec. 521.026);
- Fails to give notice of change of address or name (T.C., Sec. 521.054);
- Violates special restrictions or endorsements imposed on driver's license (T.C., Sec. 521.221);
- Operates vehicle that is not properly equipped (T.C., Sec. 547.004); and
- Driving with an expired inspection certificate (T.C., Sec. 548.605(b)).

**Line 9. ALL OTHER DISPOSITIONS**

Report any judgments not clearly identifiable as any of the above categories.

**Line 10. TOTAL CASES DISPOSED**

Report the total number of cases **in which a judgment was entered** during the month. *Total Cases Disposed* equals the sum of Lines 6, 7, 8 and 9.

**Line 11. PLACED ON INACTIVE STATUS**

Report the number of cases **in which a judgment had not been entered** that were placed in an inactive pending status because further court proceedings and activities could not continue.

This category includes:

- Cases in which a directive to apprehend or warrant of arrest has been issued;
- Cases reported to the OmniBase (Texas Department of Public Safety) program, to the Scofflaw program (Texas Department of Transportation Vehicle Titles and Registration Division), or to a collections agency for failure to appear;
- Cases in which a defendant is being held elsewhere on state or federal charges;
- Cases stayed due to a question of mental illness or mental retardation;
- Cases stayed while a defendant undergoes temporary or extended inpatient mental health treatment; and
- Cases in which the defendant is otherwise unavailable for adjudication.

**Line 12. CASES PENDING END OF MONTH** (*Sum of Lines 12a and 12b.*)

Report the total number of cases previously filed in which a **judgment had not been entered** at the end of the month.

**Line 12a. Active Cases**

Report the number of cases that were classified as active and awaiting entry of a judgment at the end of the month.

**Line 5 minus the sum of Lines 10 & 11 = Line 12a**

**Line 12b. Inactive Cases**

Report the number of cases in which a **judgment had not been entered** at the end of the month that had been classified as inactive (cases in which further court proceedings/activities could not continue).

**Line 1b minus Line 3 plus Line 11 = Line 12b**

**Line 13. SHOW CAUSE HEARINGS HELD**

Report the number of show cause or contempt hearings held pursuant to Art. 45.050 (*juveniles*), 45.051(c-1) (*deferred disposition*), or 45.0511(i) (*driver's safety*), Code of Criminal Procedure, for failure to comply with the requirements for deferred disposition or driver's safety dismissal.

Include cases in which the defendant failed to appear and the judge imposed the fine. Under this situation, the case is also to be reported as disposed in Line 7.A.1—Convictions—Guilty Plea or Nolo Contendere.

If the case was set for a show cause hearing, but the case was disposed of before the show cause

hearing (i.e., the defendant appeared at the clerk window with or mailed in the compliance documentation, paid the case in full, or set up a payment plan), the case is not to be reported in the Show Cause Hearings Held line (Line 13—Show Cause Hearings Held). Report the case in the appropriate disposition category.

**Line 14. CASES APPEALED**

Report the number of criminal cases for which an appeal from the final judgment of the court was filed.

**A. After Trial**

Report the number of cases appealed following a trial before the court or jury.

**B. Without Trial**

Report the number of cases appealed following a plea of guilty or no contest.



## CIVIL/ADMINISTRATIVE SECTION

A civil case, unlike a criminal case, does not depend on the number of persons involved. For the purpose of these reports, a single civil case is counted and reported when:

1. A civil complaint or citation is filed (no matter how many parties are involved), or
2. An original petition is filed (no matter how many parties are involved).

### CIVIL CASES

Cases involving all complaints, citations or suits within the civil or administrative jurisdiction of the municipal court, including red light camera, vehicle parking and stopping (*Transportation Code, Ch. 682*), dangerous dog, substandard building, and abandoned motor vehicle cases, as well as any other cases involving the enforcement of health and safety and nuisance abatement ordinances. Also include bond forfeiture (*nisi*) proceedings conducted pursuant to Code of Criminal Procedure, Article 22.02.

#### Line 1. CASES PENDING FIRST OF MONTH (*Sum of Lines 1a and 1b.*)

Report all civil or administrative cases previously filed in which a **judgment had not been entered** at the beginning of the month.

These figures should be the same as those reported for **Cases Pending End of Month** (Lines 14a and 14b) on the prior month's report. **If the number of cases pending at the first of the month does not equal the number of cases pending at the end of the previous month, a docket adjustment must be entered.** A *docket adjustment* is the difference between the number of cases pending at the end of the previous month and the number of cases pending at the beginning of the current month.

#### *Example:*

If the number of cases pending at the end of the month is **smaller** than the number pending at the beginning of the current month, enter a **positive** number in the appropriate blank. For example, if 825 civil cases were pending at the end of April but 830 were pending as of May 1, "5" ( $825 + 5 = 830$ ) should be entered in the docket adjustment line under Civil Cases in the report for May.

If the number of cases pending at the end of the month is **larger** than the number pending at the beginning of the current month, enter a **negative** number in the appropriate blank. For example, if 900 civil cases were pending at the end of April but 890 were pending as of May 1, "-10" ( $900 - 10 = 890$ ) should be entered in the docket adjustment line under Civil Cases in the report for May.

**Note:** OCA staff will calculate and enter the docket adjustment(s) for reports submitted on paper.

#### Line 1a. Active Cases

Report the number of cases in which a **judgment had not been entered** that were active at the beginning of the month.

"Active cases" are cases awaiting entry of a judgment that the court can move to adjudication (entry of a judgment).

**Line 1b. Inactive Cases**

Report the number of cases in which a **judgment had not been entered** at the beginning of the month that had been classified as inactive (cases in which further court proceedings/activities could not continue).

*(See Line 14—Placed on Inactive Status for definition of an inactive case.)*

**Line 2. NEW CASES FILED DURING THE MONTH**

Report the total number of new cases filed during the month. Include all new cases filed this month, even if a judgment was entered in the case this month.

**Line 3. CASES REACTIVATED**

Report the number of cases that **had previously been placed in an inactive pending status**, but for which further court proceedings and activities can now be resumed so that a judgment may be entered in the case.

Examples include:

- Reinstated cases;
- Cases returned from arbitration;
- Cases in which a bankruptcy stay has been lifted; and
- Cases removed from abatement for any other reason.

*NOTE: Reactivated cases are reported even if a judgment was also entered in the case during the month.*

**Line 4. ALL OTHER CASES ADDED**

Report the number of cases added to the docket in a manner other than the filing of a new, original case. Include cases in which:

- (1) a motion for new trial is granted in a case that had previously been reported as disposed of and
- (2) other similar matters which are not reported elsewhere.

**Line 5. TOTAL CASES ON DOCKET**

To calculate the **Total Cases on Docket**, add the active cases pending at the beginning of the month, new cases filed, other cases reaching docket, and reactivated cases.

**Lines 1a + 2 + 3 + 4 = Line 5**

**DISPOSITIONS:**

**For purposes of this report, a disposition is reported when the case is adjudicated (the judge or hearing officer signs the final judgment). The date of disposition is the date the judgment was signed.**

**Report only 1 disposition (final judgment) per case.**

**Line 6. UNCONTESTED CIVIL FINES OR PENALTIES**

Report the number of cases in which the defendant **paid a civil fine or penalty without appearing for open court or an administrative hearing** (e.g., paying citation for civil parking offense). Include payments submitted by mail, by electronic means, or in person.



**Line 7. DEFAULT JUDGMENTS**

Report the number of cases in which the judgment was reached by default—the defendant, though served, failed to appear and answer, and judgment by default was granted in favor of the plaintiff.

**Line 8. AGREED JUDGMENTS**

Report the number of cases in which the court entered a judgment based upon the mutual agreement of the parties involved in the suit.

**Line 9. TRIAL OR HEARING BY JUDGE OR HEARING OFFICER**

Report the number of cases in which the decision was reached after a trial or hearing by the judge or a hearing officer, without a jury.

**Line 10. TRIAL BY JURY**

Report the number of cases in which a judgment was entered after trial based on the verdict of a jury.

**Line 11. CASES DISMISSED FOR WANT OF PROSECUTION**

Report the number of cases dismissed because the plaintiff or petitioner did not appear or otherwise made no effort to pursue his case.

**Line 12. ALL OTHER DISPOSITIONS**

Report any dispositions not clearly identifiable as any of the above categories.

**Line 13. TOTAL CASES DISPOSED**

Report the total number of cases disposed during the month. *Total Cases Disposed* equals the sum of Lines 6, 7, 8, 9, 10, 11 and 12.

**Line 14. PLACED ON INACTIVE STATUS**

Report the number of cases in which a judgment had not been entered that were placed in an inactive pending status because further court proceedings and activities could not continue.

This category includes, but is not limited to:

- Cases ordered to arbitration;
- Cases in which a notice or suggestion of bankruptcy is filed;
- Cases delayed due to the Soldiers' & Sailors' Civil Relief Act;
- Cases in which a suggestion of death is filed; and
- All other cases ordered abated by a judge.

**Line 15. CASES PENDING END OF MONTH** (*Sum of Lines 15a and 15b.*)

**Line 15a. Active Cases**

Report the number of cases in which a judgment had not been entered that were classified as active and awaiting entry of a judgment at the end of the month.

**Line 5 minus the sum of Lines 13 & 14 = Line 15a**

**Line 15b. Inactive Cases**

Report the number of cases in which a judgment had not been entered at the end of

the month that had been classified as inactive (cases in which further court proceedings/activities could not continue).

**Line 1b minus Line 3 plus Line 14 = Line 15b**

**Line 16. CASES APPEALED**

Report the number of cases for which an appeal from the final judgment of the court was filed.

**A. After Trial**

**B. Without Trial**

**JUVENILE/MINOR ACTIVITY**

**NOTE:** *Activity reported in Lines 1 through 16 below should also be reported, where appropriate, in the Criminal Section.*

**Line 1. TRANSPORTATION CODE CASES FILED**

Report the number of cases filed in which the minor (under 17 years of age) was charged with an offense listed under Transportation Code, Section 729.001.

**Line 2. NON-DRIVING ALCOHOLIC BEVERAGE CODE CASES FILED**

Report the number of cases filed in which a minor (under 21 years of age) was charged with an offense under the Alcoholic Beverage Code that **did not** involve driving (e.g., Sec. 106.02, Purchase of Alcohol by a Minor; Sec. 106.025, Attempt to Purchase Alcohol by a Minor; Sec. 106.04, Consumption of Alcohol by a Minor; Sec. 106.05, Possession of Alcohol by a Minor; and Sec. 106.07, Misrepresentation of Age by a Minor).

**Line 3. DRIVING UNDER THE INFLUENCE OF ALCOHOL CASES FILED**

Report the number of cases filed in which a minor (under 21 years of age) was charged with an offense under Alcoholic Beverage Code, Sec. 106.041, Driving Under the Influence of Alcohol by a Minor.

**Line 4. DRUG PARAPHERNALIA CASES FILED**

Report the number of cases filed in which a minor (under 18 years of age) was charged with an offense under Health and Safety Code, Sec. 481.125(a), Possession of Drug Paraphernalia.

**Line 5. TOBACCO CASES FILED**

Report the number of cases filed in which a minor (under 18 years of age) was charged with an offense under Health and Safety Code, Sec. 161.252, Possession, Purchase, Consumption or Receipt of Cigarettes or Tobacco Products by Minors Prohibited. This includes the offense of displaying false proof of age in order to obtain possession of, purchase, or receive a cigarette or tobacco product.

**Line 6. FAILURE TO ATTEND SCHOOL CASES FILED**

Report the number of cases filed for failure to attend school offenses under Education Code, Sec. 25.094. Include complaints originally filed as truancy petitions but refiled pursuant to Family Code, Sec. 54.021(C).

**Line 7. EDUCATION CODE CASES FILED (EXCEPT FAILURE TO ATTEND)**

Report the number of cases filed in which the child was charged with an offense provided in the Education Code **other** than Sec. 25.094, Failure to Attend. Examples of other offenses under the Education Code are Sec. 37.102, Rules (Enacted by School Board); Sec. 37.107, Trespass on School Grounds; Sec. 37.122, Possession of Intoxicants on Public School Grounds; Sec. 37.124, Disruption of Classes; and Sec. 37.126, Disruption of Transportation.

**Line 8. VIOLATION OF LOCAL DAYTIME CURFEW ORDINANCE CASES FILED**

Report the number of cases in which a person under 17 years of age was charged with violation of a local daytime curfew ordinance adopted under Local Government Code, Sec. 341.905 or Sec. 351.903.

*Note: Only cases involving violation of a "daytime" curfew should be reported; cases involving violations of a nighttime curfew should not be reported here.*

**Line 9. ALL OTHER NON-TRAFFIC, FINE-ONLY CASES FILED**

Report the number of cases in which a person under 17 years of age was charged with a non-traffic offense punishable only by a fine that does not fall within any of the other categories above (Lines 1 through 8).

**Line 10. TRANSFER TO JUVENILE COURT**

**a. Mandatory Transfer**

Report the number of cases in which the court waived its original jurisdiction and referred a person under 17 years of age to juvenile court pursuant to) Family Code, Sec. 51.08(b)(1), because the child had previously been convicted of: A) two or more misdemeanors punishable by fine only other than a traffic offense; B) two or more violations of a penal ordinance of a political subdivision other than a traffic offense; or C) one or more of each of the types of misdemeanors described in A) or B).

*Note: A court that has implemented a juvenile case manager program under Code of Criminal Procedure, Art. 45.056, may, but is not required to, waive its original jurisdiction. Courts in this situation should report all transfers to juvenile court in the **Discretionary Transfer** category.*

**b. Discretionary Transfer**

Report the number of cases in which the court waived its original jurisdiction and referred a person under 17 years of age to juvenile court pursuant to Family Code, Sec. 51.08(b)(2).

**Line 11. ACCUSED OF CONTEMPT AND REFERRED TO JUVENILE COURT (DELINQUENT CONDUCT)**

Report the number of incidents in which the court refers a person under 17 years of age to juvenile court for delinquent conduct because the child failed to obey an order of the court under circumstances that would constitute contempt of court. See Code of Criminal Procedure, Art. 45.050(c)(1), and Family Code, Sec. 51.03(a)(2).



**Line 12. HELD IN CONTEMPT BY CRIMINAL COURT (FINED AND/OR DENIED DRIVING PRIVILEGES)**

Report the number of incidents in which the court holds a child in contempt, fines a child, or denies the child driving privileges because the child failed to obey an order of the court under circumstances that would constitute *contempt of court*. See Code of Criminal Procedure, Art. 45.050(c)(2).

**Do not** include license suspensions required by Alcoholic Beverage Code, Sec. 106.115(d), for failure to complete an alcohol awareness program or perform the required hours of community service. (*Note:* These suspensions are reported to the Department of Public Safety on form DIC-15.)

**Line 13. JUVENILE STATEMENT MAGISTRATE WARNINGS**

**a. Warnings Administered**

Report the number of times the judge, as magistrate, gave juveniles charged with Juvenile Justice Code (Title 3, Family Code) violations official explanations of their right to counsel, right to remain silent, etc. If at the same time the judge also took the juvenile's statement or confession, report this event under *Statements Certified*.

**b. Statements Certified**

Report the number of juvenile statements certified by the judge as required by Family Code, Sec. 51.095(a)(1)(D).

**Line 14. DETENTION HEARINGS HELD**

Report the number of juvenile detention hearings conducted by the judge during the month while acting as a substitute juvenile judge in a magistrate capacity in accordance with Family Code, Section 54.01.

**Line 15. ORDERS FOR NONSECURE CUSTODY ISSUED**

Report the number of orders for nonsecure custody issued during the month for juveniles in accordance with Code of Criminal Procedure, Art. 45.058.

**Line 16. PARENT CONTRIBUTING TO NONATTENDANCE CASES FILED**

Report the number of cases in which the parent of a child was charged with contributing to nonattendance of school under Education Code, Sec. 25.093.

**ADDITIONAL COURT ACTIVITY**

The lower portion of the monthly report form is designed to collect information: 1) reflecting the activity of municipal judges acting in the capacity of a magistrate; or 2) identified by the Texas Judicial Council as additional information that is important to collect from municipal courts.

**Line 1. MAGISTRATE WARNINGS**

**NUMBER GIVEN**

Report the number of times during the month that the judge, as a magistrate, gave adult defendants charged with an offense an official explanation of their right to counsel, right to remain silent, etc., as provided by Code of Criminal Procedure, Art. 15.17, for the following offenses:

- A. Class C Misdemeanors**
- B. Class A and B Misdemeanors**

### C. Felonies

If the defendant was charged with more than one offense in a single incident, count only 1 magistration. If the multiple offenses involved more than 1 level of case category listed above, report the 1 magistration under the category of the most serious offense alleged.

If the defendant was magistrated for charges involving multiple, separate incidents, count a magistration for each separate incident. If an incident involved multiple charges, report only 1 magistration for that incident. If the multiple offenses involved more than 1 level of case category listed above, report the 1 magistration under the category of the most serious offense alleged.

### ***NUMBER OF REQUESTS FOR COUNSEL***

Report the number of requests for appointment of counsel that were made by defendants during the magistrate warnings reported above.

#### A. Class A and B Misdemeanors

#### B. Felonies

If the defendant was charged with more than one offense in a single incident, count only 1 request for counsel. If the multiple offenses involved more than 1 level of case category listed above, report the 1 request for counsel under the category of the most serious offense alleged.

If the defendant was magistrated for charges involving multiple, separate incidents, count a request for counsel for each separate incident. If an incident involved multiple charges, report only 1 request for counsel for that incident. If the multiple offenses involved more than 1 level of case category listed above, report the 1 request for counsel under the category of the most serious offense alleged.

**NOTE:** Code of Criminal Procedure, Art. 15.17(e), requires: In each case in which a person arrested is taken before a magistrate as required by Subsection (a), **a record shall be made of:**

- (1) *the magistrate informing the person of the person's right to request appointment of counsel;*
- (2) *the magistrate asking the person whether the person wants to request appointment of counsel; and*
- (3) *whether the person requested appointment of counsel.*

### **Line 2. ARREST WARRANTS ISSUED**

#### A. Class C Misdemeanors

Report the number of arrest warrants issued by the court during the month in Class C misdemeanor cases.

#### B. Class A and B Misdemeanors

Report the number of arrest warrants issued by the court during the month in Class A or B misdemeanor cases.

#### C. Felonies

Report the number of arrest warrants issued by the court during the month in felony cases.



**Line 3. CAPIASES PRO FINE ISSUED**

Report the number of capiases pro fine issued during the month, pursuant to Code of Criminal Procedure, Art. 45.045, for a defendant's failure to pay fines and costs after judgment and sentence.

**Line 4. SEARCH WARRANTS ISSUED**

Report the number of search warrants the judge, as a **magistrate**, issued during the month that allowed law enforcement officers to search a particular premises or person.

**Line 5. WARRANTS FOR FIRE, HEALTH AND CODE INSPECTIONS ISSUED**

Report the number of search warrants issued, pursuant to Code of Criminal Procedure, Art. 18.05, to a fire marshal, health officer, or code enforcement official of the state or of any county, city, or other political subdivision for the purpose of allowing the inspection of any specified premises to determine the presence of a fire or health hazard or unsafe building condition or a violation of any fire, health, or building regulation, statute, or ordinance.

**Line 6. EXAMINING TRIALS CONDUCTED**

Report the number of preliminary hearings on felony cases conducted by the judge during the month to determine whether, upon the basis of the evidence produced at such a hearing, the defendant should be bound over to the grand jury or should be discharged from custody (Code of Criminal Procedure, Art. 16.01).

**Line 7. EMERGENCY MENTAL HEALTH HEARINGS HELD**

Report the number of hearings for emergency mental health commitments the judge held during the month as provided by Health and Safety Code, Sec. 573.012.

**Line 8. MAGISTRATE'S ORDERS FOR EMERGENCY PROTECTION**

Report the number of emergency protection orders issued by the judge, as a magistrate, under Code of Criminal Procedure, Art.17.292.

**Line 9. MAGISTRATE'S ORDERS FOR IGNITION INTERLOCK DEVICE**

Report the number of orders issued by the judge, as a magistrate, under Code of Criminal Procedure, Art. 17.441, requiring a defendant to have an ignition interlock device installed in his or her vehicle and not operate any motor vehicle unless it is equipped with that device.

**Line 10. ALL OTHER MAGISTRATE'S ORDERS ISSUED REQUIRING CONDITIONS FOR RELEASE ON BOND**

Report the number of other orders issued by the judge, as a magistrate, requiring conditions for release on bond under Code of Criminal Procedure, Article 17, except for the Magistrate's Orders for Ignition Interlock Device reported in Line 8. Include:

- Conditions related to victim or community safety (Art. 17.40);
- Conditions where a child is the alleged victim (Art. 17.41);
- Home curfew and electronic monitoring (Art. 17.43);
- Home confinement, electronic monitoring, and drug testing (Art. 17.44);
- AIDS and HIV instruction (Art. 17.45);

- Conditions for a defendant charged with stalking (Art. 17.46);
- Conditions requiring submission of a specimen (Art. 17.47); and
- Conditions for defendant charged with offense involving family violence (Art. 17.49).

**Line 11. DRIVER’S LICENSE DENIAL, SUSPENSION OR REVOCATION HEARINGS HELD**

Report the number of hearings held by the judge during the month pursuant to Transportation Code, Sec. 521.300, to determine whether or not there is enough evidence to justify suspension or revocation of a person’s driver’s license by the Department of Public Safety for *habitual violations or inability to safely operate a motor vehicle*.

*NOTE:* This does not apply to license suspensions for Alcoholic Beverage Code, tobacco, failure to attend school, or similar offenses involving juveniles/minors.

**Line 12. DISPOSITION OF STOLEN PROPERTY HEARINGS HELD**

Report the number of hearings held by the judge during the month pursuant to Code of Criminal Procedure, Ch. 47, to determine the right to possession of stolen property.

**Line 13. PEACE BOND HEARINGS HELD**

Report the number of hearings held by the judge during the month to determine whether or not a peace bond should be issued per Code of Criminal Procedure, Art. 7.03, regardless of when the complaint was filed, **or** when (or whether) a warrant was issued, **or** an order requiring the peace bond (if any) was entered.

Since the judge handles peace bonds as a magistrate, rather than as the judge of the justice court, peace bonds should not be counted in another section of the report.

**Line 14. CASES IN WHICH FINE AND COURT COSTS ARE SATISFIED BY COMMUNITY SERVICE**

Report the number of cases in which community service or a tutoring program was completed to **discharge a fine and/or court costs** as provided by Code of Criminal Procedure, Art. 45.049 or 45.0492.<sup>1</sup> **Report these cases when the fine and court costs have been satisfied in full.**

*NOTE:* “Court costs” includes fees (e.g., judicial support fee, jury reimbursement fee, etc).

**Do not include cases in which community service was mandatory for the offense and was ordered as part of the sentence** (e.g., alcohol and tobacco related offenses).

**A. Partial Satisfaction**

Report the number of cases in which the community service **partially** satisfied the fine or court costs.

**B. Full Satisfaction**

Report the number of cases in which the community service **fully** satisfied the fine or court costs.

---

<sup>1</sup> Article 45.0492 added by HB 350, 82<sup>nd</sup> Legislature (2011).



**Line 15. CASES IN WHICH FINE AND COURT COSTS SATISFIED BY JAIL CREDIT**

Report the number of cases in which jail credit was applied to partially or fully discharge a fine or court costs. **Report these cases when the fine and court costs have been satisfied in full.**

*NOTE:* “Court costs” includes fees (e.g., judicial support fee, jury reimbursement fee, etc).

**Line 16. CASES IN WHICH FINE AND COURT COSTS WAIVED FOR INDIGENCY**

Report the number of cases in which a fine or court costs were partially or fully waived for indigency during the month.

**Line 17. AMOUNT OF FINES AND COURT COSTS WAIVED FOR INDIGENCY**

Report the total amount of fines and court costs waived during the month for indigency.

**Line 18. TOTAL FINES, COURT COSTS AND OTHER AMOUNTS COLLECTED**

Report the amount of court-related money **collected** by the court during the month. Include fines, fees, court costs; Omnibase fees<sup>2</sup>; forfeited bonds; fees for copies, etc.

Do not include amounts retained by a private collections agency for service fees<sup>3</sup>; amounts assessed; jail credit; community service or tutoring program credit; or amounts collected that are not related to court operations (e.g., overdue library book fees; parking permits, licenses or other parking revenue not related to parking violations).

**A. Retained by City**

Report the amount of money collected during the month that was deposited into city funds. Include the city’s portion of any fee that is divided by statute between the city and the State. Do not include amounts may be eventually retained by the city or remitted to the State but rebated back to the city as a service fee if the city is compliant in reporting to the Comptroller and is in compliance with any required Collections Improvement Program (if relevant).

Examples:

- Court costs adopted by city ordinance:
  - *a fee not to exceed \$25 for executing certain warrants (Article 45.203, C.C.P.);*
  - *building security fee;*
  - *technology fee;*
  - *a juvenile case manager fee; and*
  - *service fees for collection of fines, costs, and bonds by credit card or electronically*
- Special expense fee for granting deferred disposition or driving safety course, or a \$10 administrative fee for granting a drivers safety course
- Dismissal fees
- City’s portion of State Judicial Support Fee (10 percent of fee)
- Court costs and fees collected for the Child Safety Fund
- Traffic fund court cost (Section 542.403, T.C)

<sup>2</sup> Authorized by Transportation Code, Ch. 706. The OmniBase program is not considered a collections contract. It is a contract with the Department of Public Safety to provide information necessary for the department to deny renewal of drivers’ licenses.

<sup>3</sup> Fees authorized by Code of Criminal Procedure, Art. 103.0031.



- Arrest fee (Art. 102.011(a), C.C.P.)
- Warrant fee
- Teen Court fees
- Witness, defendant, parents of a juvenile, or jury summons fees
- Jury fee
- Expunction fee
- City's portion of restitution fee
- City's portion of time payment fee
- City's portion of over gross weight violation court costs and fines
- City's portion of excess motor carrier fines
- City's portion of administrative fee for OmniBase program
- Travel costs to convey prisoner or to execute process
- Insufficient funds fees (bad/returned checks)
- Fees for copies, etc.

**B. Remitted to State**

Report the amount of money collected during the month that is designated to be remitted to the State. Include amounts that may be eventually retained by the city or remitted to the State but rebated back to the city as a service fee if the city is compliant in reporting to the Comptroller and is in compliance with any required Collections Improvement Program (if relevant).

Examples:

- Consolidated Court Cost
- State Traffic Fine
- State Juror Reimbursement Fee
- State Judicial Support Fee
- Indigent Defense Representation Fee
- State portion of Arrest Fee, if relevant (Art. 102.011(a), C.C.P.)
- State portion of Warrant Fee, if relevant
- Driving Record Fee
- State's portion of restitution fee
- State's portion of time payment fee
- State's portion of over gross weight violation court costs and fines
- State's portion of excess motor carrier fines
- State's portion of administrative fee for OmniBase program, etc.

**C. Total**

Report the amount of court-related money **collected** by the court during the month.

Include all amounts reported in A and B above, as well as amounts sent directly to other entities such as school districts, OmniBase, etc.

**Municipal Courts**  
**Activity Detail**  
**September 1, 2011 to August 31, 2012**  
**8.8 Percent Reporting Rate**  
**979 Reports Received Out of a Possible 11,124**

CRIMINAL CASES							
	Traffic Misdemeanors			Non-Traffic Misdemeanors			
	Non-Parking	Parking	City Ordinance	Penal Code	Other State Law	City Ordinance	Total
<b>Cases Pending 9/1/2011:</b>							
Active Cases	3,362,816	260,003	22,971	390,296	595,992	359,411	4,991,489
Inactive Cases	2,886,017	60,883	8,941	775,827	318,856	182,056	4,232,580
Docket Adjustments	506,255	10,397	9,927	156,196	117,607	62,115	862,497
<b>Cases Added:</b>							
New Cases Filed	1,265,059	39,038	7,491	131,168	98,315	74,230	1,615,301
Cases Reactivated	166,178	3,945	686	50,839	21,810	54,732	298,190
All Other Cases Added	12,702	56	25	797	838	391	14,809
<b>Total Cases on Docket</b>	<b>16,206,814</b>	<b>929,687</b>	<b>113,804</b>	<b>1,792,848</b>	<b>2,823,325</b>	<b>1,814,679</b>	<b>23,681,157</b>
<b>Dispositions:</b>							
Dispositions Prior to Court Appearance or Trial:							
Uncontested Dispositions	355,345	15,282	2,637	39,140	35,266	15,766	463,436
Dismissed by Prosecution	44,391	2,608	461	5,840	6,890	6,446	66,636
<b>Total Dispositions Prior to Court Appearance or Trial</b>	<b>399,736</b>	<b>17,890</b>	<b>3,098</b>	<b>44,980</b>	<b>42,156</b>	<b>22,212</b>	<b>530,072</b>
Dispositions at Court Appearance or Trial:							
Convictions:							
Guilty Plea or Nolo Contendere	147,014	1,661	720	17,805	11,147	11,486	189,833
By the Court	31,127	603	104	2,920	3,215	2,468	40,437
By the Jury	587	3	11	57	61	508	1,227
Acquittals:							
By the Court	1,726	60	10	125	231	264	2,416
By the Jury	307	7	2	39	16	56	427
Dismissed by Prosecution	136,008	816	265	26,405	6,030	18,882	188,406
<b>Total Dispositions at Court Appearance or Trial</b>	<b>316,769</b>	<b>3,150</b>	<b>1,112</b>	<b>47,351</b>	<b>20,700</b>	<b>33,664</b>	<b>422,746</b>
Compliance Dismissals:							
After Driver Safety Course	111,439	---	---	---	---	---	111,439
After Deferred Disposition	131,995	1,822	776	6,793	6,831	4,124	152,341
After Teen Court	1,199	2	5	423	237	193	2,059
After Tobacco Awareness Course	---	---	---	---	287	---	287
After Treatment for Chemical Dependency	---	---	---	366	601	---	967
After Proof of Financial Responsibility	67,075	---	---	---	---	---	67,075
All Other Transportation Code Dismissals	108,891	1,577	216	549	2,948	884	115,065
<b>Total Compliance Dismissals</b>	<b>420,599</b>	<b>3,401</b>	<b>997</b>	<b>8,131</b>	<b>10,904</b>	<b>5,201</b>	<b>449,233</b>
All Other Dispositions	189,795	74,281	1,252	34,679	25,121	16,671	341,799
<b>Total Cases Disposed</b>	<b>1,326,899</b>	<b>98,722</b>	<b>6,459</b>	<b>135,141</b>	<b>98,881</b>	<b>77,748</b>	<b>1,743,850</b>
<b>Cases Placed on Inactive Status</b>	<b>490,748</b>	<b>9,036</b>	<b>1,779</b>	<b>110,626</b>	<b>78,374</b>	<b>77,051</b>	<b>767,614</b>
<b>Cases Pending 8/31/2012:</b>							
Active Cases							0
Inactive Cases							0
<b>Show Cause Hearings Held</b>	<b>47,572</b>	<b>1,105</b>	<b>98</b>	<b>3,561</b>	<b>5,721</b>	<b>1,780</b>	<b>59,837</b>
<b>Cases Appealed:</b>							
After Trial	2,056	126	6	107	599	96	2,990
Without Trial	4,797	684	8	211	864	67	6,631

**Municipal Courts**  
**Activity Detail**  
**September 1, 2011 to August 31, 2012**  
**8.8 Percent Reporting Rate**  
**979 Reports Received Out of a Possible 11,124**

CIVIL/ADMINISTRATIVE CASES	
	Total
<b>Cases Pending 9/1/2011:</b>	
<i>Active Cases</i>	195,861
<i>Inactive Cases</i>	46,184
Docket Adjustments	53,722
<b>Cases Added:</b>	
New Cases Filed	185,529
Cases Reactivated	1,140
All Other Cases Added	12
<b>Total Cases on Docket</b>	<b>1,013,359</b>
<b>Dispositions:</b>	
Uncontested Civil Fines or Penalties	104,691
Default Judgments	27,158
Agreed Judgments	5,044
Trial/Hearing by Judge/Hearing Officer	16,294
Trial by Jury	3
Dismissed for Want of Prosecution	1,874
All Other Dispositions	39,770
<b>Total Cases Disposed</b>	<b>194,838</b>
<b>Cases Placed on Inactive Status</b>	<b>8,944</b>
<b>Cases Pending 8/31/2012:</b>	
<i>Active Cases</i>	
<i>Inactive Cases</i>	
<b>Cases Appealed:</b>	
After Trial	388,408
Without Trial	16,129
JUVENILE/MINOR ACTIVITY	
	Total
Transportation Code Cases Filed .....	14,794
Non-Driving Alcoholic Beverage Code Cases Filed .....	8,891
Driving Under the Influence of Alcohol Cases Filed .....	608
Drug Paraphernalia Cases Filed .....	1,656
Tobacco Cases Filed .....	1,925
Failure to Attend School Cases Filed .....	2,084
Education Code (Except Failure to Attend) Cases Filed .....	2,294
Violation of Local Daytime Curfew Ordinance Cases Filed .....	2,531
All Other Non-Traffic Fine-Only Cases Filed .....	15,075
Transfer to Juvenile Court:	
<i>Mandatory Transfer</i> .....	413
<i>Discretionary Transfer</i> .....	375
Accused of Contempt and Referred to Juvenile Court (Delinquent Conduct) .....	175
Held in Contempt by Criminal Court (Fined or Denied Driving Privileges) .....	992
Juvenile Statement Magistrate Warning:	
<i>Warnings Administered</i> .....	285
<i>Statements Certified</i> .....	121
Detention Hearings Held .....	49
Orders for Non-Secure Custody Issued .....	1,411
Parent Contributing to Nonattendance Cases Filed .....	427



**Municipal Courts**  
**Activity Detail**  
**September 1, 2011 to August 31, 2012**  
**8.8 Percent Reporting Rate**  
**979 Reports Received Out of a Possible 11,124**

ADDITIONAL ACTIVITY		
	Number Given	Number Requests for Counsel
<b>Magistrate Warnings:</b>		
<i>Class C Misdemeanors</i> .....	46,490	---
<i>Class A and B Misdemeanors</i> .....	33,506	4,168
<i>Felonies</i> .....	16,284	2,308
		<b>Total</b>
<b>Arrest Warrants Issued:</b>		
<i>Class C Misdemeanors</i> .....		511,211
<i>Class A and B Misdemeanors</i> .....		8,311
<i>Felonies</i> .....		4,560
Capiases Pro Fine Issued .....		171,011
Search Warrants Issued .....		2,325
Warrants for Fire, Health and Code Inspections Filed .....		88
Examining Trials Conducted .....		5
Emergency Mental Health Hearings Held .....		125
Magistrate's Orders for Emergency Protection Issued .....		1,809
Magistrate's Orders for Ignition Interlock Device Issued .....		570
All Other Magistrate's Orders Issued Requiring Conditions for Release on Bond .....		760
Driver's License Denial, Revocation or Suspension Hearings Held .....		1,473
Disposition of Stolen Property Hearings Held .....		449
Peace Bond Hearings Held .....		6
<b>Cases in Which Fine and Court Costs Satisfied by Community Service:</b>		
<i>Partial Satisfaction</i> .....		8,547
<i>Full Satisfaction</i> .....		34,890
Cases in Which Fine and Court Costs Satisfied by Jail Credit .....		175,365
Cases in Which Fine and Court Costs Waived for Indigency .....		11,958
Amount of Fines and Court Costs Waived for Indigency .....		\$ 12,281,472
<b>Fines, Court Costs and Other Amounts Collected:</b>		
<i>Kept by City</i> .....		\$ 138,233,310
<i>Remitted to State</i> .....		\$ 75,739,211
<i>Total</i> .....		\$ 249,069,671



**Municipal Courts  
Activity by City Summary  
September 1, 2011 to August 31, 2012  
(Cities Listed in Alphabetical Order)**

City	2010 Population	CIVIL/ADMINISTRATIVE CASES						CRIMINAL CASES					
		Active Pending 9/1/11	Reacti- vated	Added	Disposed	Placed on Inactive Status	Active Pending 8/31/12	Active Pending 9/1/11	Reacti- vated	Added	Disposed	Placed on Inactive Status	Active Pending 8/31/12
Abernathy	2,805	0	0	0	0	0	0	95	1	72	59	13	0
Abilene	117,063	1,048	0	375	340	0	0	11,186	934	8,839	8,477	2,008	0
Addicks	13,056	0	0	36	23	0	0	16,506	470	1,947	1,847	13,650	0
Alamo	18,353	0	0	0	0	0	0	2,429	34	1,652	1,046	984	0
Alamo Heights	7,031	0	0	0	0	0	0	4,887	226	3,320	2,461	1,136	0
Alba	504	0	0	0	0	0	0	0	0	192	192	0	0
Albany	2,034	0	0	0	0	0	0	256	0	159	151	0	0
Aledo	2,716	0	0	0	0	0	0	140	0	78	53	0	0
Alice	19,104	0	0	0	0	0	0	8,859	346	1,819	2,380	536	0
Allen	84,246												
Alpine	5,905												
Alto	1,225												
Alton	12,341	0	0	0	0	0	0	6,845	5	2,382	1,728	0	0
Alvarado	3,785	0	0	0	0	0	0	10,249	0	2,350	1,891	574	0
Alvin	24,236	0	0	1	1	0	0	394	276	1,506	1,506	277	0
Alvord	1,334	0	0	0	0	0	0	22	0	1	2	0	0
Amarillo	190,695	827	0	327	251	0	0	25,080	540	20,778	21,336	4,475	0
Amherst	721												
Anahuac	1,988	0	0	0	0	0	0	0	0	1	1	0	0
Andrews	11,088	0	0	0	0	0	0	189	21	814	700	60	0
Angleton	18,862	0	0	0	0	0	0	2,490	434	3,805	3,813	797	0
Anna	8,249	0	0	0	0	0	0	994	12	210	240	95	0
Anson	2,430												
Anthony	5,011												
Anton	1,126	0	0	0	0	0	0	0	0	0	0	0	0
Aransas Pass	8,204	21	0	8	29	0	0	1,489	219	1,533	1,926	504	0
Archer City	1,834	0	0	0	0	0	0	77	2	34	29	11	0
Arcola	1,642	0	0	0	0	0	0	3,137	261	826	1,327	254	0
Argyle	3,282	0	0	0	0	0	0	916	137	1,381	1,547	147	0
Arlington	365,438	94,282	0	32,077	24,799	1	0	216,850	0	42,311	52,406	14,652	0
ATP	970	0	0	0	0	0	0	4,727	0	666	423	0	0
Athens	12,710	0	0	0	0	0	0	658	0	665	654	26	0
Allianta	5,675	0	0	0	0	0	0	3,168	0	462	374	1	0
Aubrey	2,595	0	0	0	0	0	0	102	0	743	401	25	0
Aurora	1,220							5	0	0	16	0	0

**Municipal Courts  
Activity by City Summary  
September 1, 2011 to August 31, 2012  
(Cities Listed in Alphabetical Order)**

City	2010 Population	TOTAL CASES							Active Pending 8/31/12
		Active Pending 9/1/11	Reacti- vated	Added	Disposed	Placed on Inactive Status			
Abermathy	2,805	95	1	72	59	13	0		
Abilene	117,063	12,234	934	9,214	8,817	2,008	0		
Addison	13,056	16,506	470	1,983	1,870	13,650	0		
Alamo	18,353	2,429	34	1,652	1,046	984	0		
Alamo Heights	7,031	4,887	226	3,320	2,461	1,136	0		
Alba	504	0	0	192	192	0	0		
Albany	2,034	256	0	159	151	0	0		
Aledo	2,716	140	0	78	53	0	0		
Alice	19,104	8,859	346	1,819	2,380	536	0		
Allen	84,246	0	0	0	0	0	0		
Alpine	5,905	0	0	0	0	0	0		
Alto	1,225	0	0	0	0	0	0		
Alton	12,341	6,845	5	2,382	1,728	0	0		
Alvarado	3,785	10,249	0	2,350	1,891	574	0		
Alvin	24,236	394	276	1,507	1,505	277	0		
Alvord	1,334	22	0	1	2	0	0		
Amarillo	190,695	25,907	540	21,105	21,587	4,475	0		
Amherst	721	0	0	0	0	0	0		
Anahuac	1,988	0	0	1	1	0	0		
Andrews	11,088	189	21	814	700	60	0		
Angleton	18,862	2,490	434	3,805	3,813	797	0		
Anna	8,249	994	12	210	240	95	0		
Anson	2,430	0	0	0	0	0	0		
Anthony	5,011	0	0	0	0	0	0		
Anton	1,126	0	0	0	0	0	0		
Aransas Pass	8,204	1,510	219	1,541	1,955	504	0		
Archer City	1,834	77	2	34	29	11	0		
Arcola	1,642	3,137	261	826	1,327	254	0		
Argyle	3,282	916	137	1,381	1,547	147	0		
Arlington	365,438	311,132	0	74,388	77,205	14,653	0		
Atp	970	4,727	0	666	423	0	0		
Athens	12,710	658	0	665	654	26	0		
Atlanta	5,675	3,168	0	462	374	1	0		
Aubrey	2,595	102	0	743	401	25	0		
Aurora	1,220	5	0	0	16	0	0		

**Municipal Courts**  
**Summary of Additional Activity by City**  
**September 1, 2011 to August 31, 2012**

City	2010 Population	MAGISTRATE WARNINGS						WARRANTS ISSUED						Fire, Health and Code Inspection Warrants
		Number of Warnings Given			Number of Requests for Counsel			Arrest Warrants			Capiases Pro Fine	Search Warrants		
		Class C Misdemeanors	Class A or B Misdemeanors	Felony	Class A or B Misdemeanors	Felony	Class C Misdemeanors	Class A or B Misdemeanors	Felony					
Abernathy	2,805	0	0	0	0	0	11	0	0	0	23	0	0	0
Abilene	117,063	0	432	133	0	0	1,756	0	0	0	31	0	0	0
Addicks	13,056	95	58	29	24	10	618	106	36	294	3	0	0	0
Alamo	18,353	0	159	43	135	49	770	99	27	361	0	0	0	0
Alamo Heights	7,031	0	0	0	0	0	919	0	0	329	0	0	0	0
Alba	504	0	0	0	0	0	0	0	0	0	0	0	0	0
Albany	2,034	3	1	1	1	1	0	0	0	0	0	0	0	0
Aledo	2,716	0	0	0	0	0	0	0	0	0	0	0	0	0
Alice	19,104	32	43	16	0	0	597	6	1	0	3	0	0	0
Allen	84,246													
Alpine	5,905													
Alto	1,225													
Alton	12,341	0	0	0	0	0	0	0	0	0	1	0	0	0
Alvarado	3,785	0	0	0	0	0	686	0	0	141	0	0	0	0
Alvin	24,236	13	258	83	0	0	288	0	0	234	0	1	0	0
Alvord	1,334	0	0	0	0	0	0	0	0	0	0	0	0	0
Amarillo	190,695	0	0	0	0	0	6,248	0	0	1,583	0	0	0	0
Amherst	721													
Anahuac	1,988	0	0	0	0	0	0	0	0	0	0	0	0	0
Andrews	11,088	0	0	0	0	0	59	0	0	34	0	0	0	0
Angleton	18,862	153	0	0	0	0	652	0	0	585	0	0	0	0
Anna	8,249	0	0	0	0	0	63	0	0	32	0	0	0	0
Anson	2,430													
Anthony	5,011													
Anton	1,126	0	0	0	0	0	0	0	0	0	0	0	0	0
Aransas Pass	8,204	0	151	86	0	0	451	19	22	334	0	0	0	0
Archer City	1,834	0	0	0	0	0	11	0	0	0	0	0	0	0
Arcola	1,642	0	0	0	0	0	254	0	0	72	0	0	0	0
Argyle	3,282	0	0	0	0	0	111	0	0	20	0	0	0	0
Arlington	365,438	10,374	2,184	849	783	554	20,263	222	304	7,234	195	34	0	0
Atp	970	0	0	0	0	0	121	0	0	0	0	0	0	0
Athens	12,710	0	0	0	0	0	121	5	13	362	0	0	0	0
Atlanta	5,675	0	0	0	0	0	37	26	21	0	0	0	0	0
Aubrey	2,595	0	0	0	0	0	50	0	0	11	0	0	0	0
Aurora	1,220													
Austin	790,390	12,043	13,525	7,060	0	0	10,636	708	875	14,557	496	0	0	0



**Municipal Courts**  
**Summary of Additional Activity by City**  
**September 1, 2011 to August 31, 2012**

City	2010 Population	Examining Trials Conducted	MAGISTRATE'S ORDERS ISSUED				HEARINGS HELD				
			For Emergency Protection	For Ignition Interlock Device	All Other Orders Requiring Conditions for Release on Bond	Emergency Mental Health	Driver's License Denial, Suspension or Revocation	Disposition of Stolen Property	Peace Bond		
Abernathy	2,805	0	0	0	0	0	0	0	0	0	0
Abilene	117,063	0	1	0	0	0	0	0	0	0	0
Addicks	13,056	0	3	2	0	0	0	0	0	0	0
Alamo	18,353	0	5	0	0	0	0	0	0	0	0
Alamo Heights	7,031	0	0	0	0	0	0	0	0	0	0
Alba	504	0	0	0	0	0	0	0	0	0	0
Albany	2,034	0	0	0	0	0	0	0	0	0	0
Aledo	2,716	0	0	0	0	0	0	0	0	0	0
Alice	19,104	0	0	0	0	0	0	0	0	0	0
Allen	84,246	0	0	0	0	0	0	0	0	0	0
Alpine	5,905	0	0	0	0	0	0	0	0	0	0
Alto	1,225	0	0	0	0	0	0	0	0	0	0
Alton	12,341	0	0	0	0	0	0	0	0	0	0
Alvarado	3,785	0	0	0	0	0	0	0	0	0	0
Alvin	24,236	0	5	9	0	0	0	0	0	0	0
Alvord	1,334	0	0	0	0	0	0	0	0	0	0
Amarillo	190,695	0	0	0	0	0	0	0	0	0	0
Amherst	721	0	0	0	0	0	0	0	0	0	0
Anahuac	1,988	0	0	0	0	0	0	0	0	0	0
Andrews	11,088	0	0	0	0	0	0	0	0	0	0
Angleton	18,862	0	0	0	0	0	0	0	0	0	0
Anna	8,249	0	0	0	0	0	0	0	0	0	0
Anson	2,430	0	0	0	0	0	0	0	0	0	0
Anthony	5,011	0	0	0	0	0	0	0	0	0	0
Anton	1,126	0	0	0	0	0	0	0	0	0	0
Aransas Pass	8,204	0	1	13	0	0	0	0	0	1	0
Archer City	1,834	0	0	0	0	0	0	0	0	0	0
Arcola	1,642	0	0	0	0	0	0	0	0	0	0
Argyle	3,282	0	0	0	0	0	0	0	0	0	0
Arlington	365,438	0	151	176	10	0	23	0	0	164	0
Art	970	0	0	0	0	0	0	0	0	0	0
Athens	12,710	0	0	0	0	0	0	0	0	0	0
Atlanta	5,675	0	0	0	0	0	0	0	0	0	0
Aubrey	2,595	0	0	0	0	0	0	0	0	0	0
Aurora	1,220	0	0	0	0	0	0	0	0	0	0
Austin	790,390	0	685	0	0	0	0	0	0	23	0

**Municipal Courts**  
**Summary of Additional Activity by City**  
**September 1, 2011 to August 31, 2012**

City	2010 Population	CASES IN WHICH FINE AND COURT COSTS SATISFIED BY				FINE AND COURT COSTS WAIVED FOR INDIGENCY			FINES, COURT COSTS AND OTHER AMOUNTS COLLECTED		
		Community Service		Jail Credit	Number of Cases	Amount Waived	Kept by City	Remitted to State	Total		
		Partial Satisfaction	Full Satisfaction								
Abernathy	2,805	1	2	4	0	\$0	\$4,162	\$3,107	\$7,270		
Abilene	117,063	21	65	1,471	0	\$0	\$605,391	\$283,433	\$888,824		
Addicks	13,056	0	0	107	39	\$9,001	\$202,778	\$59,696	\$262,474		
Alamo	18,353	17	107	67	3	\$50	\$74,076	\$36,362	\$110,439		
Alamo Heights	7,031	0	0	29	0	\$0	\$197,921	\$95,241	\$293,165		
Alba	504	0	0	0	0	\$0	\$0	\$0	\$0		
Albany	2,034	0	0	0	1	\$173	\$8,862	\$7,039	\$15,901		
Alledo	2,716	0	1	0	0	\$0	\$6,115	\$2,392	\$8,511		
Alice	19,104	6	82	127	0	\$0	\$123,383	\$82,823	\$206,211		
Allen	84,246										
Alpine	5,905										
Alto	1,225										
Alton	12,341	3	37	13	0	\$0	\$175,049	\$90,964	\$266,014		
Alvarado	3,785	1	11	206	0	\$0	\$164,681	\$86,788	\$251,470		
Alvin	24,236	4	35	373	2	\$625	\$167,930	\$54,606	\$222,535		
Alvord	1,334	0	0	0	0	\$0	\$259	\$125	\$385		
Amarillo	190,695	4	37	4,192	3	\$868	\$1,554,407	\$760,009	\$2,314,418		
Amherst	721										
Anahuac	1,988	0	0	0	0	\$0	\$0	\$0	\$0		
Andrews	11,088	0	0	0	0	\$0	\$57,895	\$37,276	\$95,162		
Angleton	18,862	8	57	464	0	\$0	\$346,966	\$192,717	\$539,684		
Anna	8,249	0	1	3	0	\$0	\$23,486	\$10,829	\$34,315		
Anson	2,430										
Anthony	5,011										
Anton	1,126	0	0	0	0	\$0	\$49	\$0	\$61		
Aransas Pass	8,204	7	14	302	0	\$0	\$138,555	\$61,494	\$200,051		
Archer City	1,834	0	0	0	0	\$0	\$2,810	\$1,853	\$4,663		
Arcola	1,642	0	0	95	0	\$0	\$79,156	\$55,128	\$134,286		
Argyle	3,282	0	0	0	19	\$504	\$129,468	\$94,873	\$224,342		
Arlington	365,438	44	176	10,600	28	\$7,775	\$4,383,912	\$1,685,783	\$6,069,693		
Arp	970	0	8	9	0	\$0	\$56,800	\$34,648	\$91,447		
Athens	12,710	8	27	10	0	\$0	\$59,719	\$23,955	\$83,675		
Atlanta	5,675	3	22	64	0	\$0	\$22,976	\$14,673	\$37,651		
Aubrey	2,595	0	0	0	0	\$0	\$31,142	\$25,000	\$56,142		
Aurora	1,220										
Austin	790,390	409	1,863	9,939	11	\$606	\$5,483,090	\$3,011,229	\$8,508,782		



**Municipal Courts**  
**Summary of Cases Appealed by City**  
**September 1, 2011 to August 31, 2012**

City	2010 Population	CRIMINAL CASES												CIVIL/ ADMINISTRATIVE CASES							
		Non-Parking				Traffic Misdemeanors				City Ordinance				Non-Traffic Misdemeanors				City Ordinance		Without Trial	
		After Trial	Without Trial	After Trial	Without Trial	After Trial	Without Trial	After Trial	Without Trial	After Trial	Without Trial	After Trial	Without Trial	After Trial	Without Trial	After Trial	Without Trial	After Trial	Without Trial		
Abernathy	2,805	0	0	0	0	0	0	0	0	0	0	0	0	0	0	0	0	0	0		
Abiene	117,063	14	71	0	0	0	0	0	0	0	0	3	4	0	0	0	0	13	0		
Addison	13,056	0	0	0	0	0	0	0	0	0	0	0	0	0	0	0	0	0	0		
Alamo	18,353	0	0	0	0	0	0	0	0	0	0	0	0	0	0	0	0	0	0		
Alamo Heights	7,031	2	34	0	0	0	0	0	0	0	0	4	4	5	0	0	0	2	0		
Alba	504	0	0	0	0	0	0	0	0	0	0	0	0	0	0	0	0	0	0		
Albany	2,034	0	0	0	0	0	0	0	0	0	0	0	0	0	0	0	0	0	0		
Aledo	2,716	0	0	0	0	0	0	0	0	0	0	0	0	0	0	0	0	0	0		
Alice	19,104	0	0	0	0	0	0	0	0	0	0	0	0	0	0	0	0	0	0		
Allen	84,246	0	1	0	0	0	0	0	0	0	0	0	0	0	0	0	0	0	0		
Alpine	5,905																				
Alto	1,225																				
Alton	12,341	0	0	0	0	0	0	0	0	0	0	0	0	0	0	0	0	0	0		
Alvarado	3,785	0	0	0	0	0	0	0	0	0	0	0	0	0	0	0	0	0	0		
Alvin	24,236	0	2	0	0	0	0	1	6	0	0	1	0	0	0	0	0	0	0		
Alvord	1,334	0	0	0	0	0	0	0	0	0	0	0	0	0	0	0	0	0	0		
Amarillo	190,695	0	0	0	0	0	0	0	0	0	0	0	0	0	0	0	0	0	0		
Amherst	721																				
Anahuac	1,988	0	0	0	0	0	0	0	0	0	0	0	0	0	0	0	0	0	0		
Andrews	11,088	3	0	0	0	0	0	0	0	0	0	0	0	0	0	0	0	0	0		
Angleton	18,862	0	0	0	0	0	0	0	0	0	0	0	0	0	0	0	0	0	0		
Arma	8,249	0	0	0	0	0	0	0	0	0	0	0	0	0	0	0	0	0	0		
Anson	2,430																				
Anthony	5,011																				
Anton	1,126	0	0	0	0	0	0	0	0	0	0	0	0	0	0	0	0	0	0		
Aransas Pass	8,204	0	1	0	0	0	0	0	0	0	0	0	0	0	0	0	0	0	0		
Archer City	1,834	0	0	0	0	0	0	0	0	0	0	0	0	0	0	0	0	0	0		
Arcola	1,642	0	0	0	0	0	0	0	0	0	0	0	0	0	0	0	0	0	0		
Argyle	3,282	5	10	0	0	0	0	1	0	0	0	0	0	0	0	0	0	0	0		
Arlington	365,438	0	0	0	0	0	0	0	0	0	0	0	0	0	0	0	0	0	0		
Arp	970	0	0	0	0	0	0	0	0	0	0	0	0	0	0	0	0	0	0		
Athens	12,710	0	0	0	0	0	0	0	0	0	0	0	0	0	0	0	0	0	0		
Atlanta	5,675	0	0	0	0	0	0	0	0	0	0	0	0	0	0	0	0	0	0		

**Municipal Courts**  
**Summary of Juvenile or Minor Activity by City**  
**September 1, 2011 to August 31, 2012**  
(Cities Listed in Alphabetical Order)

City	2010 Population	CASES FILED												
		Transportation Code	Non-Driving Alcoholic Beverage Code	Driving Under Influence of Alcohol	Drug Paraphernalia	Tobacco	Failure to Attend School	Education Code Cases	Violation of Local Daytime Curfew	All Other Non-Traffic, Fine-Only	Parent Contributing to Nonattendance			
Abemathy	2,805	5	5	0	0	0	0	0	0	0	0	0	2	0
Abilene	117,063	361	276	11	0	181	0	61	125	0	0	0	696	6
Addison	13,056	4	2	0	2	0	0	0	0	0	0	0	1	0
Alamo	18,353	48	8	0	0	0	0	74	10	0	0	0	65	6
Alamo Heights	7,031	28	9	0	0	6	0	0	0	0	0	0	1	0
Alba	504	0	0	0	0	0	0	0	0	0	0	0	0	0
Albany	2,034	0	0	0	0	0	0	0	0	0	0	0	0	0
Alledo	2,716	13	8	0	1	9	0	0	0	0	0	0	5	0
Alice	19,104	41	13	0	3	2	0	0	2	33	0	0	56	0
Allen	84,246													
Alpine	5,905													
Alto	1,225													
Alton	12,341	19	17	0	6	0	0	0	0	0	0	0	4	0
Alvarado	3,785	30	5	0	0	3	0	0	0	0	0	0	4	0
Alvin	24,236	35	47	1	10	3	0	0	0	7	0	0	7	0
Alvord	1,334	0	0	0	0	0	0	0	0	0	0	0	0	0
Amarillo	190,695	296	163	13	64	39	0	0	44	46	0	0	257	0
Amherst	721													
Anahuac	1,988	0	0	0	0	0	0	0	0	0	0	0	0	0
Andrews	11,088	31	29	6	0	13	22	0	0	0	0	0	32	0
Angleton	18,862	36	12	0	0	0	0	0	3	0	0	0	31	0
Anna	8,249	4	0	0	0	0	0	0	0	0	0	0	3	0
Anson	2,430													
Anthony	5,011													
Anton	1,126	0	0	0	0	0	0	0	0	0	0	0	0	0
Aransas Pass	8,204	6	7	0	0	4	0	0	0	4	0	0	11	0
Archer City	1,834	1	0	0	0	1	0	0	0	0	0	0	3	0
Arcola	1,642	6	0	0	0	0	0	0	0	0	0	0	7	0
Argyle	3,282	17	1	0	1	0	0	0	0	0	0	0	4	0
Arlington	365,438	369	137	19	42	96	154	0	32	0	0	0	710	0
Arp	970	0	0	0	0	0	0	0	0	0	0	0	0	9
Athens	12,710	6	20	0	0	2	0	0	0	0	0	0	2	0
Atlanta	5,675	2	0	0	0	2	3	1	1	0	0	0	6	0
Aubrey	2,595	48	1	0	2	1	8	0	0	0	0	0	20	2
Aurora	1,220													

**Municipal Courts**  
**Summary of Juvenile or Minor Activity by City**  
**September 1, 2011 to August 31, 2012**  
(Cities Listed in Alphabetical Order)

City	2010 Population	TRANSFER TO JUVENILE COURT		Accused of Contempt (Referred to Juvenile Court)	Held in Contempt (Fined/Denied Driving Privileges)	JUVENILE STATEMENT MAGISTRATE WARNING		Detention Hearings Held	Orders for Nonsecure Custody Issued
		Mandatory	Discretionary			Warnings Administered	Statements Certified		
Abernathy	2,805	0	0	0	0	0	0	0	0
Abilene	117,063	0	0	0	0	0	0	0	0
Addison	13,056	0	0	0	0	0	0	0	0
Alamo	18,353	38	55	38	40	0	0	0	0
Alamo Heights	7,031	0	0	0	0	0	0	0	0
Alba	504	0	0	0	0	0	0	0	0
Albany	2,034	0	0	0	0	0	0	0	0
Aledo	2,716	0	0	0	0	0	0	0	0
Alice	19,104	47	2	9	0	0	0	0	0
Allen	84,246								
Alpine	5,905								
Alto	1,225								
Alton	12,341	0	0	0	0	0	0	0	0
Alvarado	3,785	0	0	0	0	0	0	0	0
Alvin	24,236	0	0	0	0	0	0	0	0
Alvord	1,334	0	0	0	0	0	0	0	0
Amarillo	190,695	0	0	0	0	30	20	0	0
Amherst	721								
Anahuac	1,988	0	0	0	0	0	0	0	0
Andrews	11,088	0	0	0	0	0	0	0	0
Angleton	18,862	0	0	0	0	0	0	0	0
Anna	8,249	0	0	0	0	0	0	0	0
Anson	2,430								
Anthony	5,011								
Anton	1,126	0	0	0	0	0	0	0	0
Aranas Pass	8,204	0	0	0	0	6	3	0	0
Archer City	1,834	0	0	0	0	0	0	0	0
Arcola	1,642	0	0	0	0	0	0	0	0
Argyle	3,282	0	0	0	0	0	0	0	0
Arlington	365,438	0	0	0	113	1	1	0	0
Arp	970	0	0	0	0	0	0	0	0
Athens	12,710	0	0	0	0	0	0	0	0
Atlanta	5,675	0	0	0	0	0	0	0	0
Aubrey	2,595	0	0	0	0	0	0	0	0
Aurora	1,220	0	0	0	0	0	0	0	0