

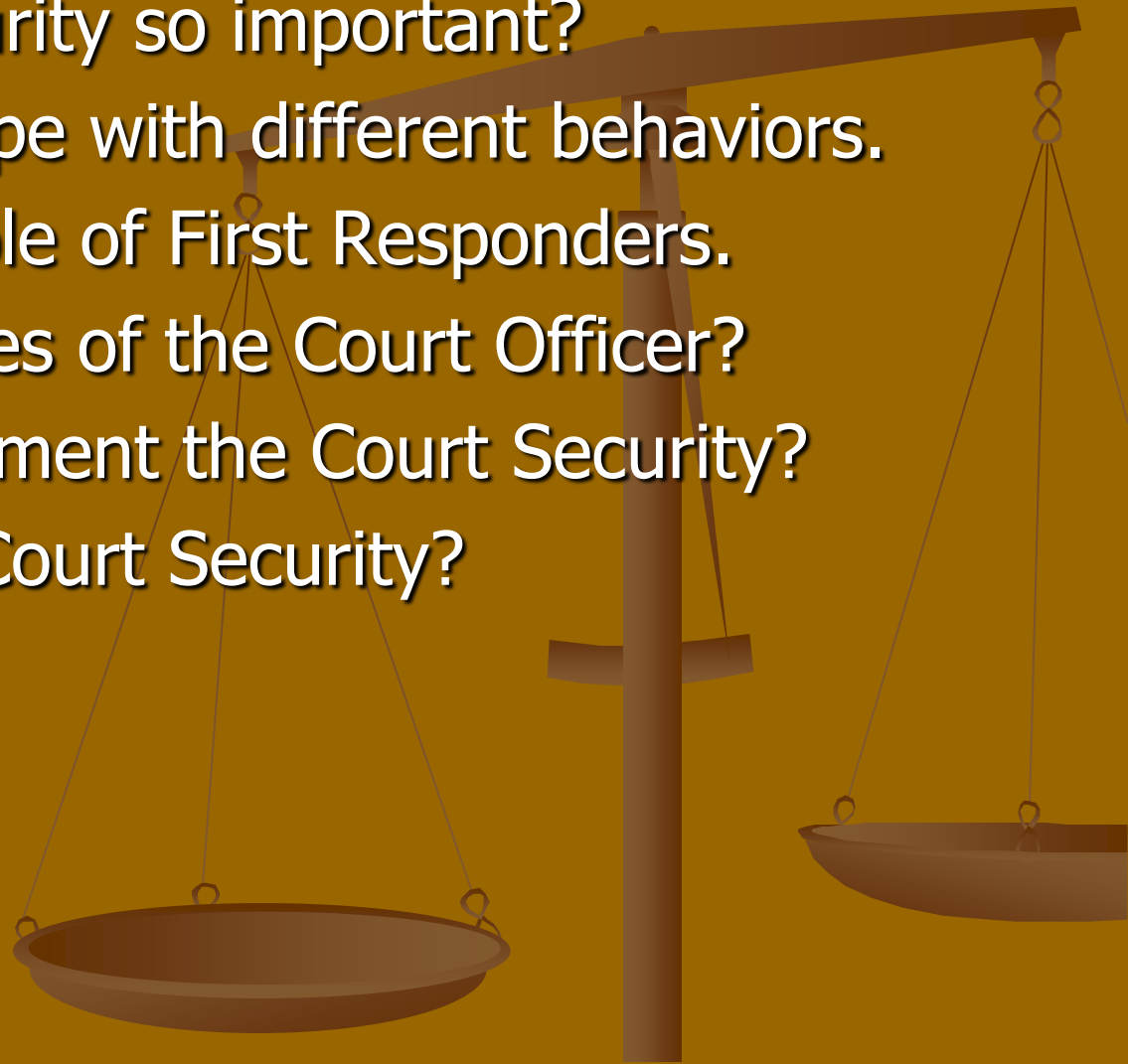


Courthouse Security

Officer Ray Dittrich

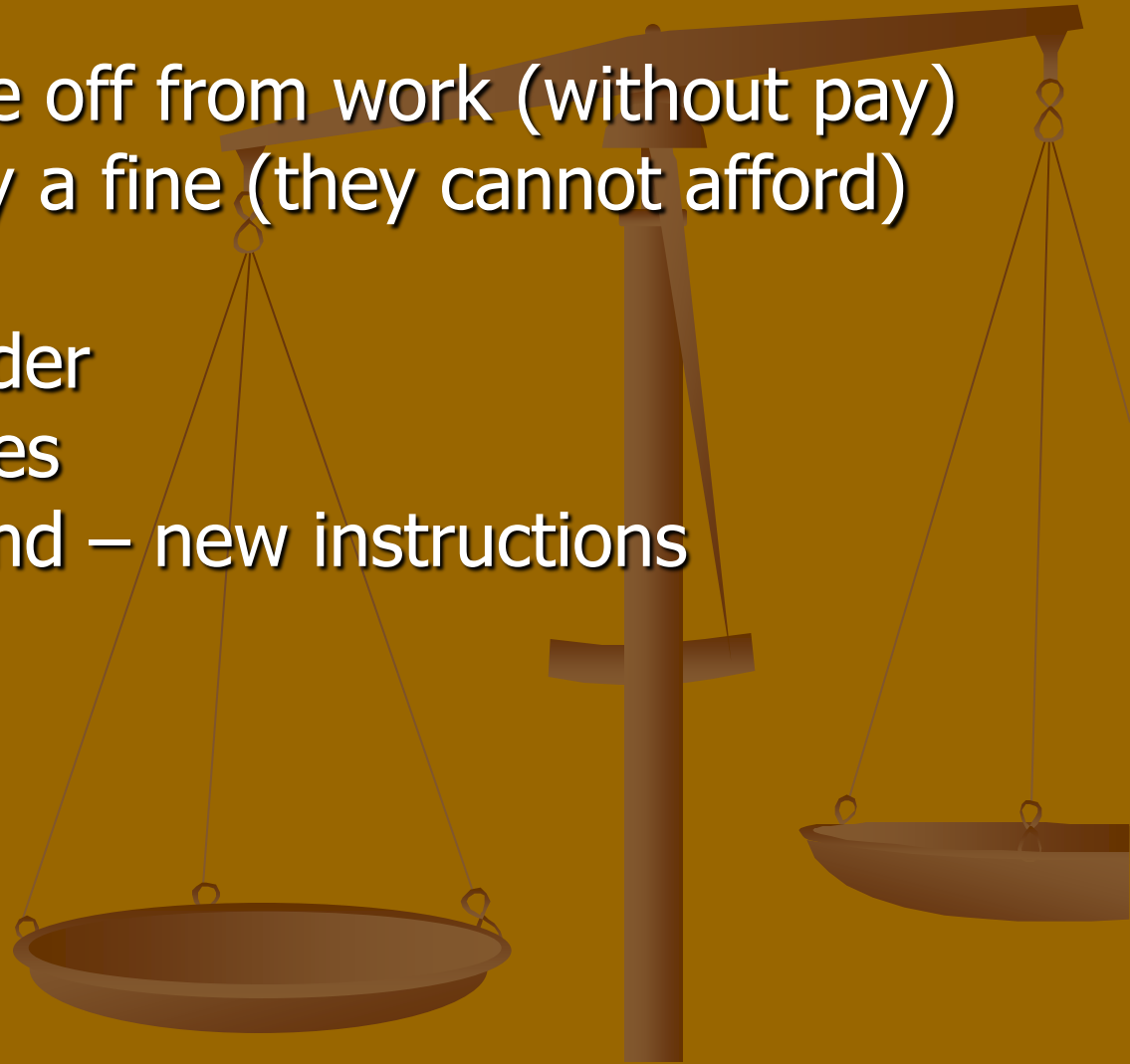
Objectives

- Why is Court Security so important?
- Explain how to cope with different behaviors.
- Understand the role of First Responders.
- What are the duties of the Court Officer?
- Who should implement the Court Security?
- How do we fund Court Security?



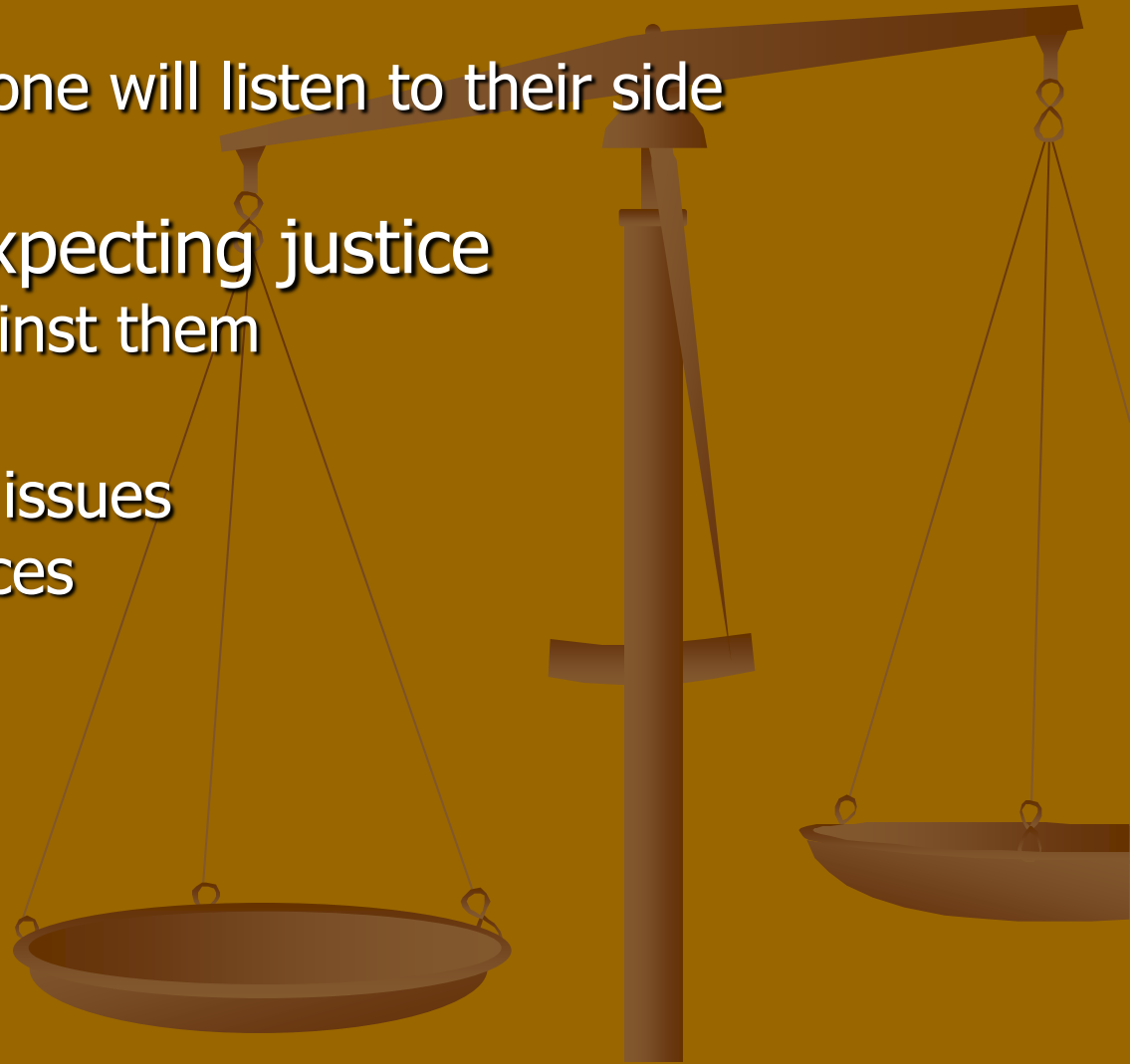
Who comes to Court?

- Upset
 - Had to take time off from work (without pay)
 - May have to pay a fine (they cannot afford)
- Confused
 - First time Offender
 - Slow moving lines
 - Fail to understand – new instructions
- Concerned
 - Fine amount
 - Insurance cost
 - Jail time

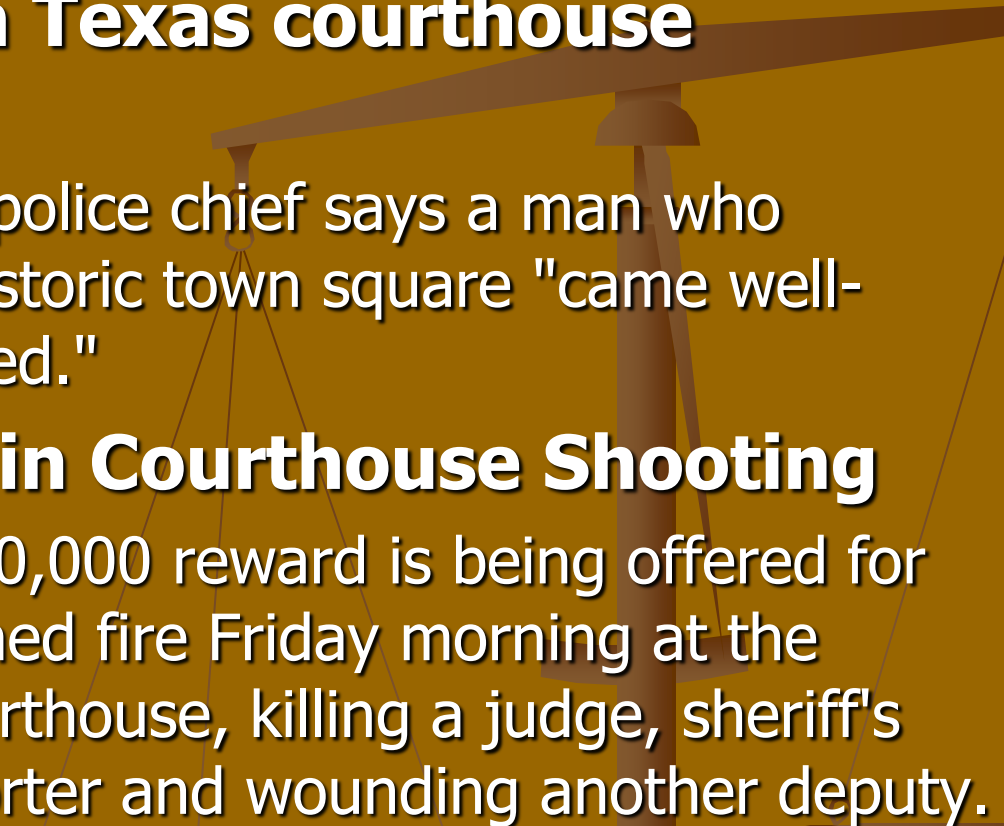


Who comes to court? Cont.

- Fed up
 - No one cares, no one will listen to their side
 - Being picked on
- Looking for and expecting justice
 - The system is against them
- Unresolved issues
 - Health and safety issues
 - Municipal ordinances
- Gang members
 - All kinds of issues
- Convicted Felons



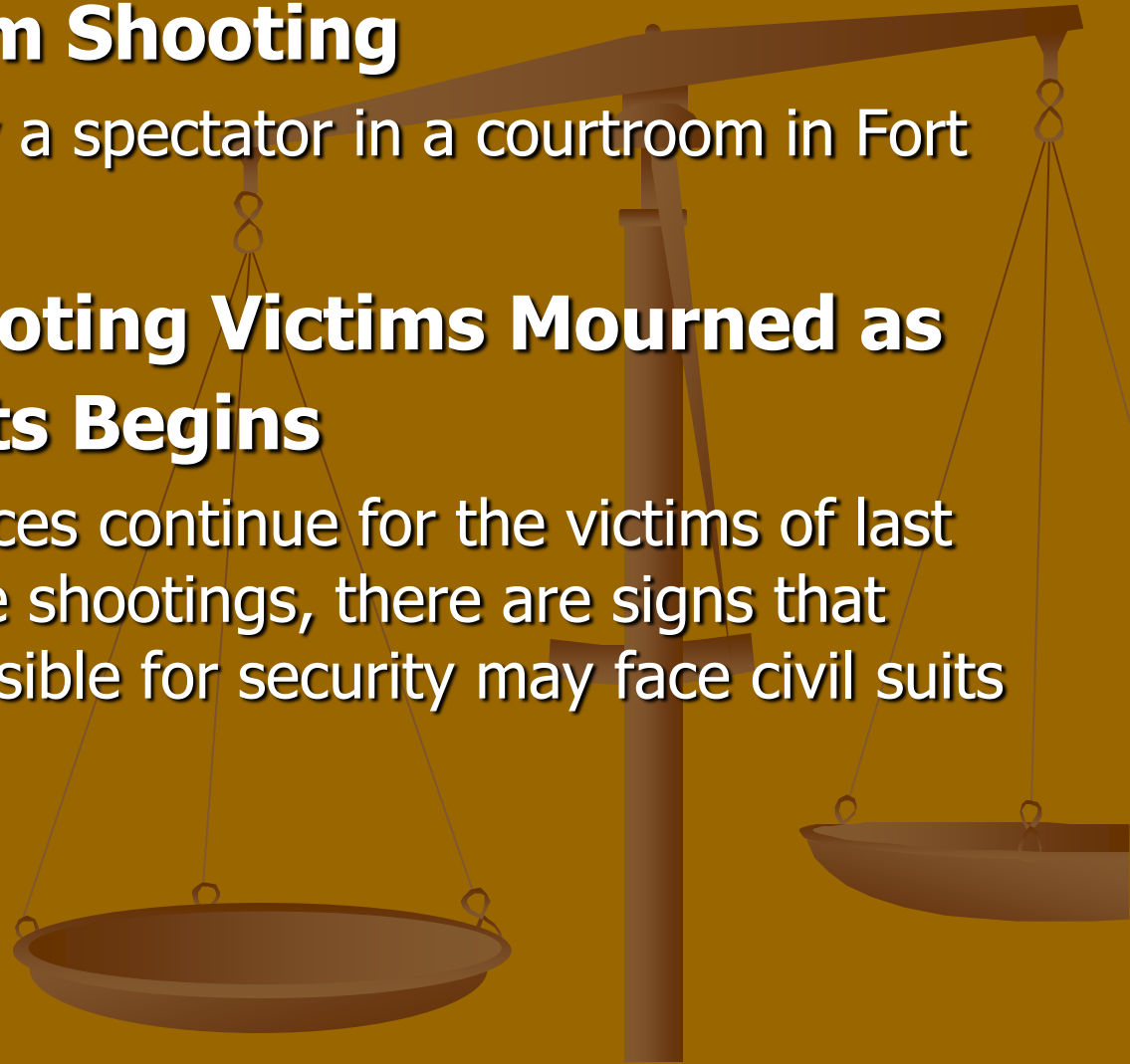
Headlines!

- **3 dead, 4 hurt in Texas courthouse shooting**
 - The Tyler, Texas, police chief says a man who opened fire in a historic town square "came well-armed and prepared."
 - **Suspect Sought in Courthouse Shooting**
 - **ATLANTA** -- A \$10,000 reward is being offered for the man who opened fire Friday morning at the Fulton County Courthouse, killing a judge, sheriff's deputy, court reporter and wounding another deputy.
- 

Headlines!

Cont.

- **Texas Courtroom Shooting**
 - Fatal shootings by a spectator in a courtroom in Fort Worth, Texas
- **Courthouse Shooting Victims Mourned as Talk of Civil Suits Begins**
 - As memorial services continue for the victims of last week's courthouse shootings, there are signs that authorities responsible for security may face civil suits



BAYTOWN POLICE DEPARTMENT

CP 2006-41413

Reported: Sep-06-2006 17:43:47

Incident Location

Address : 701 W BAKER RD
Place Name : HARRIS COUNTY COURT ANNEX
District : 1 Beat : 3 Grid : 892

General Information

Report number: 2006-41413
Case type : UNKNOWN PROBLEM Priority : 3
TIME - Disp : 17:44:34 Enroute : 17:48:42 At Scene : 17:48:42 Cleared : 18:42:21
How call received : TELEPHONE
Unit ids : #1 - 72 #2 - 136 #3 - 88
Call taker ID : 7634 LUCAS, D JEAN

Complainant Information

Name : JENNIE
Address : 701 W BAKER
Business Telephone : 281 427-4791

Remarks :

JUDGE POLUMBO'S OFFICE

B/M ASSAULTED BALIFF - IN HALLWAY PLAID SHIRT AND JEANS IN OFFICE AREA BY JUDGE-

IN JUDGE HALLWAY - SUPOSED TO BE WITH JUDGE - UNK IF HE IS THREATENING JUDGE - SEND EMS TO STAGE FOR FEMALE BALIFF - PER MARISELL

(M) 6322:HAVE UNIT TO STAGE TILL FIND OUT SCENE IS SECURE

Security

On September 6, 2006, at approximately 5:43 p.m. Baytown Communications received a telephone call from Jennie from Judge Polumbo's Court. The initial complaint was inputted as an unknown problem. Units were dispatched as a priority 3 (low priority), at 5:44 p.m and arrived on scene at 5:48 pm.

Incident – A 16 year old juvenile was removed from the court after he was in a verbal altercation with Judge Polumbo. The Bailiff was escorting the 16 year old juvenile outside of the courtroom through the side hallway. The hallway is located on the eastside of the courtroom; it accesses the detention room and all of the court offices. As she attempted to handcuff the 16 year old juvenile, he *PUNCHED* the Deputy. The Deputy was knocked to the ground and the 16 year old juvenile climbed on top of her and proceeded to beat the Deputy continually in front of the court staff members. A court staff member yelled for help as one staff member called Baytown Communications. Judge Polumbo heard the outcry. Judge Polumbo stepped off the bench to investigate the commotion in the hallway just inside the court offices. As Judge Polumbo opened the door and entered the hallway he witnessed the 16 year old juvenile on top of the Deputy beating her, he made an outcry to the 16 year old juvenile. The 16 year old juvenile climbed off of the Deputy and turned towards the Judge and started to approach Judge Polumbo in a threatening manner. Judge Polumbo reached down and pulled out his weapon and aimed the weapon at the 16 year old juvenile. The juvenile then turned around and walked out

BAYTOWN POLICE DEPARTMENT

GO 2006-41413 (* CLEARED/CL)

2203 - 0 ASSAULT-DEADLY ON P.O.COURT

General Offense Information

Operational status : * CLEARED/CLOSED

Reported on Sep-06-2006 (Wed.) 1743

Occurred on Sep-06-2006 (Wed.) 1740

Approved on Sep-07-2006 (Thu.) by 300 - SHAW J 025 OPGRV PATROL SERGEANT

Report submitted by 1747 - REYES J 072 OPEVE PATROL

Org unit : PATROL - EVENING

Down time : 156

Located at 701 W BAKER RD

Place name HARRIS COUNTY COURT ANNEX

Municipality : BAYTOWN

District : 1 Beat : 3 Grid : 892

Offenses (Completed/Attempted)

Offense : #1 2203 - 0 ASSAULT-DEADLY ON P.O.COURT - COMPLETED

Location : GOVERNMENT/PUBLIC BUILDING

Suspect used : N/A OR UNKNOWN

Weapon type : PERSONAL WEAPONS (HANDS, FEET, TEETH, ETC)


Offense : #2 2207 - 0 TERRORISTIC THREAT - COMPLETED

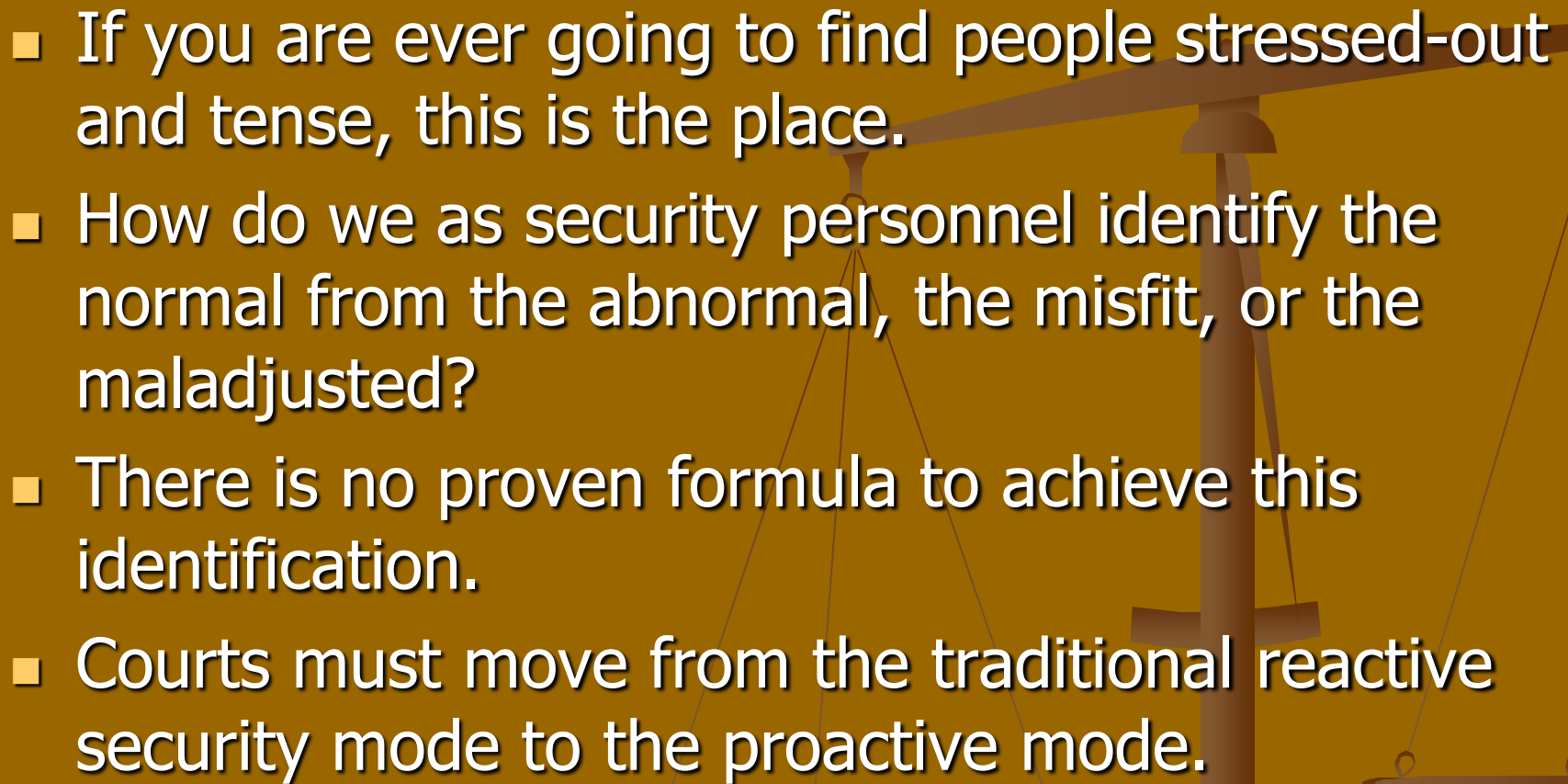
Location : GOVERNMENT/PUBLIC BUILDING

Suspect used : N/A OR UNKNOWN



What does all this Mean?

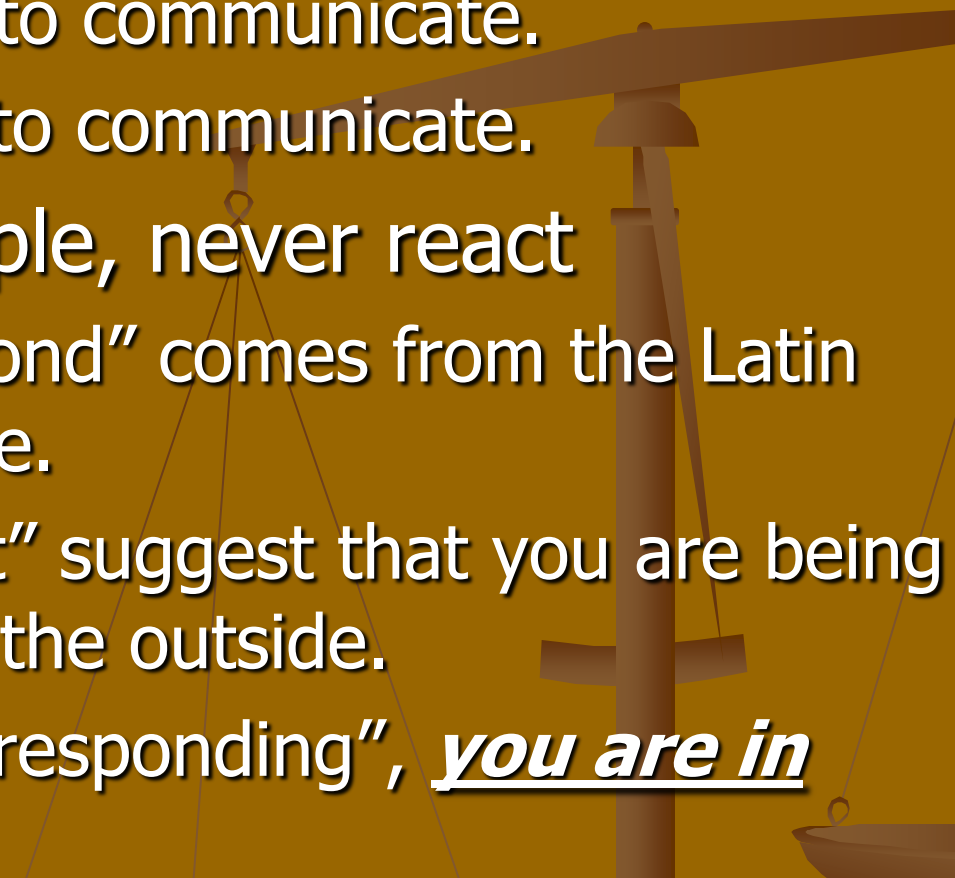


- 
- If you are ever going to find people stressed-out and tense, this is the place.
 - How do we as security personnel identify the normal from the abnormal, the misfit, or the maladjusted?
 - There is no proven formula to achieve this identification.
 - Courts must move from the traditional reactive security mode to the proactive mode.

Handling Difficult People

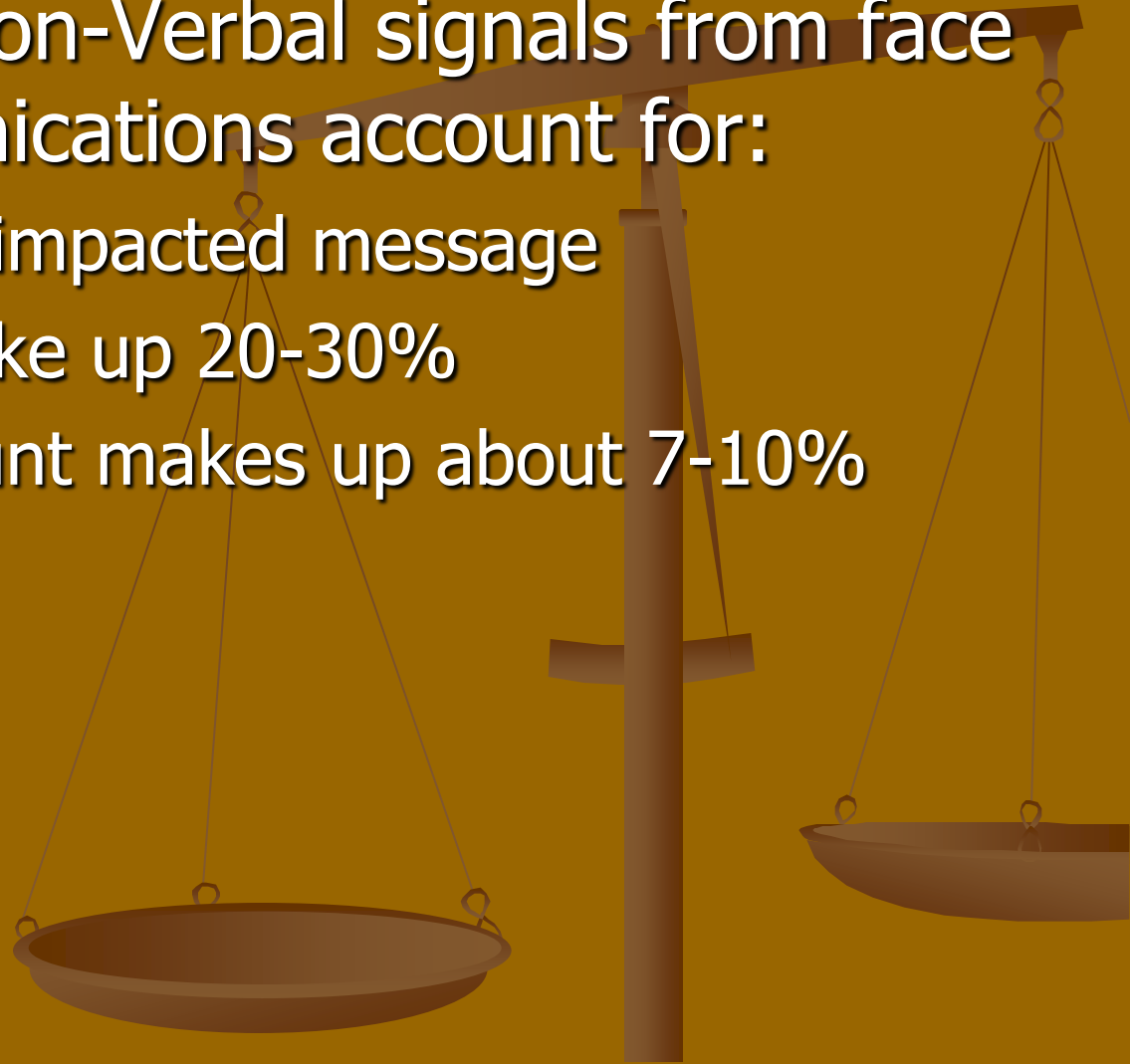
- There are a multitude of types of difficult people.
- Six principles for effective communications
 - Remain Calm
 - Remove the Audience
 - Keep it simple
 - Watch your body language
 - Use Silence
 - Use effective questioning



- 
- Skillful communications
 - Knowing when to communicate.
 - Knowing what to communicate.
 - Knowing how to communicate.
 - Respond to people, never react
 - The word “respond” comes from the Latin word responderere.
 - The word “react” suggest that you are being controlled from the outside.
 - When you are “responding”, *you are in control*

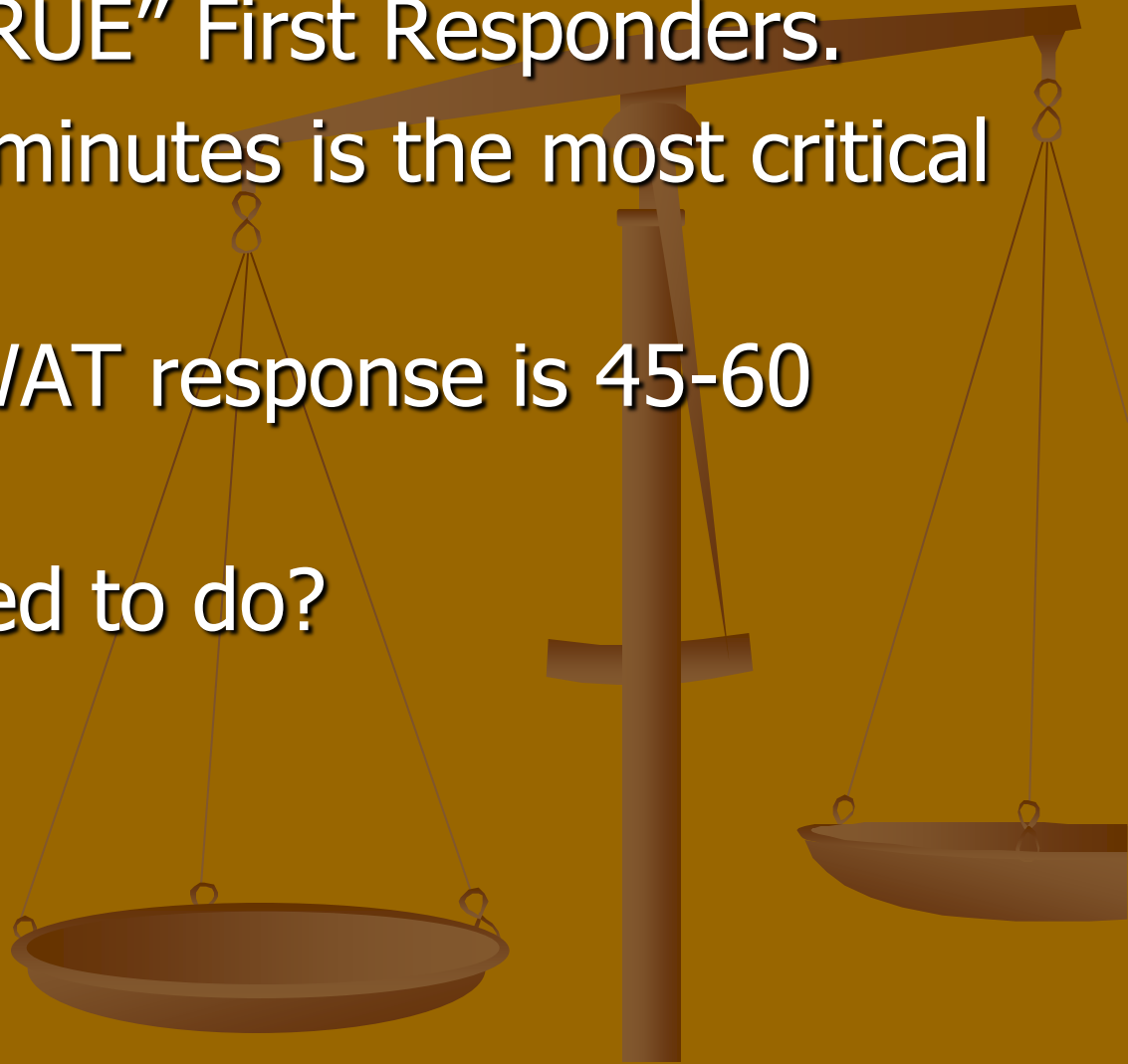
Most Vital Part of Communication

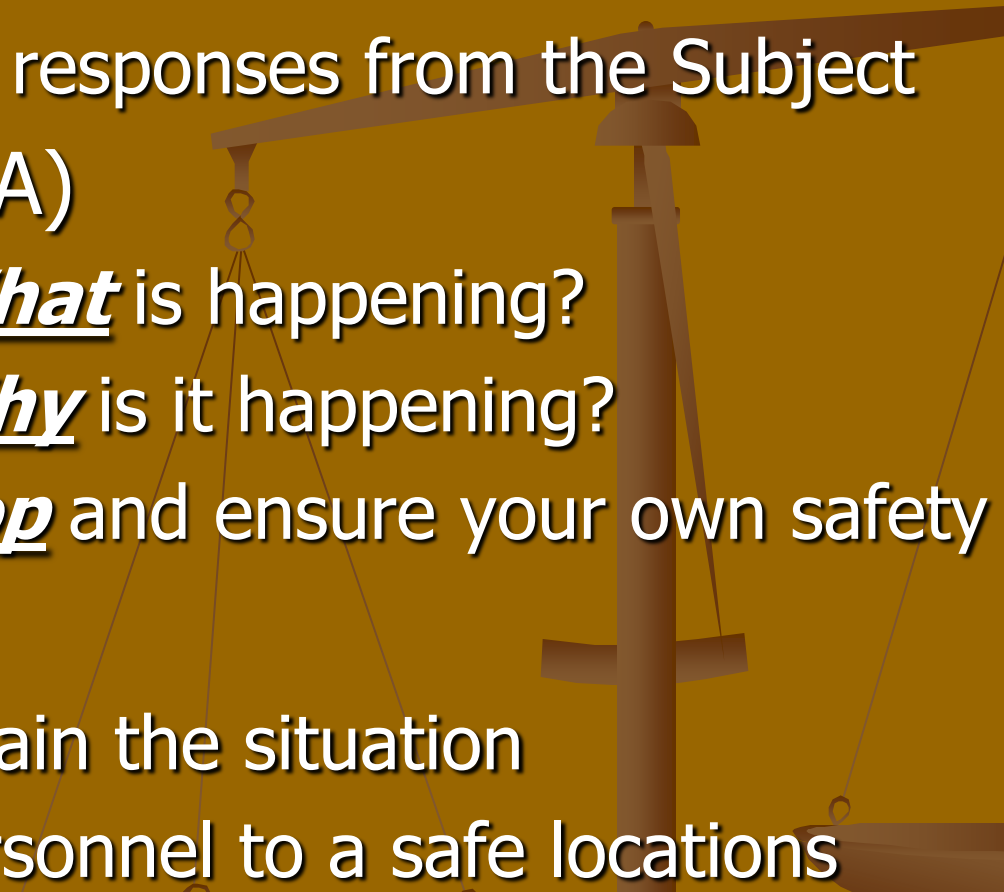
- Appearance - Non-Verbal signals from face to face communications account for:
 - 60-80% of the impacted message
 - Vocal tones make up 20-30%
 - The word amount makes up about 7-10%



First Responders

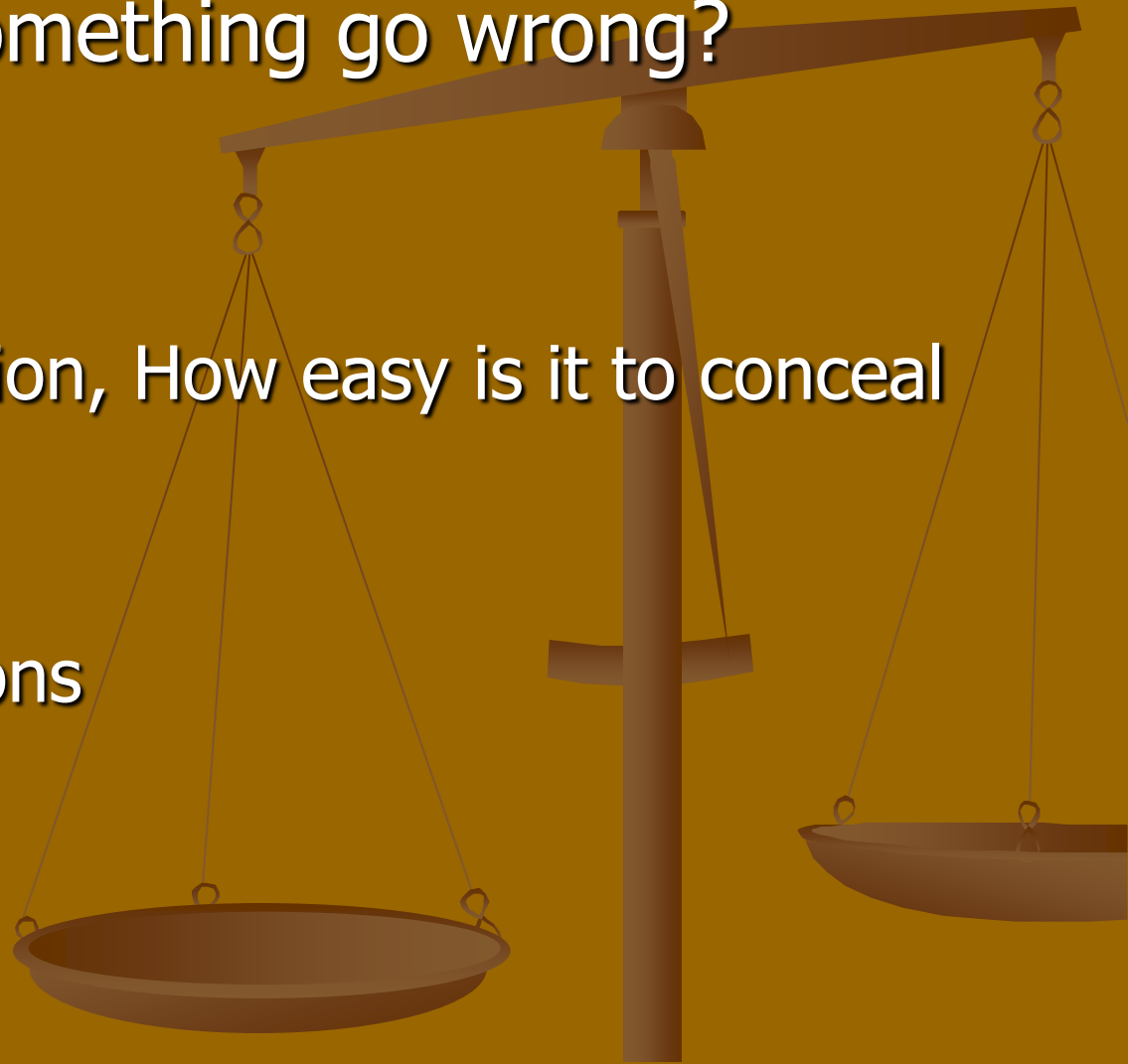
- Who are the “TRUE” First Responders.
- The first 15-45 minutes is the most critical period.
- The average SWAT response is 45-60 minutes.
- What do we need to do?



- 
- Commencement
 - Confusion and Chaos
 - Anxiety and fear
 - Expect extreme responses from the Subject
 - Assessment (SBA)
 - Situational – **What** is happening?
 - Behavioral – **Why** is it happening?
 - Approach – **Stop** and ensure your own safety
 - Initial Actions
 - Attempt to contain the situation
 - Evacuate all personnel to a safe locations

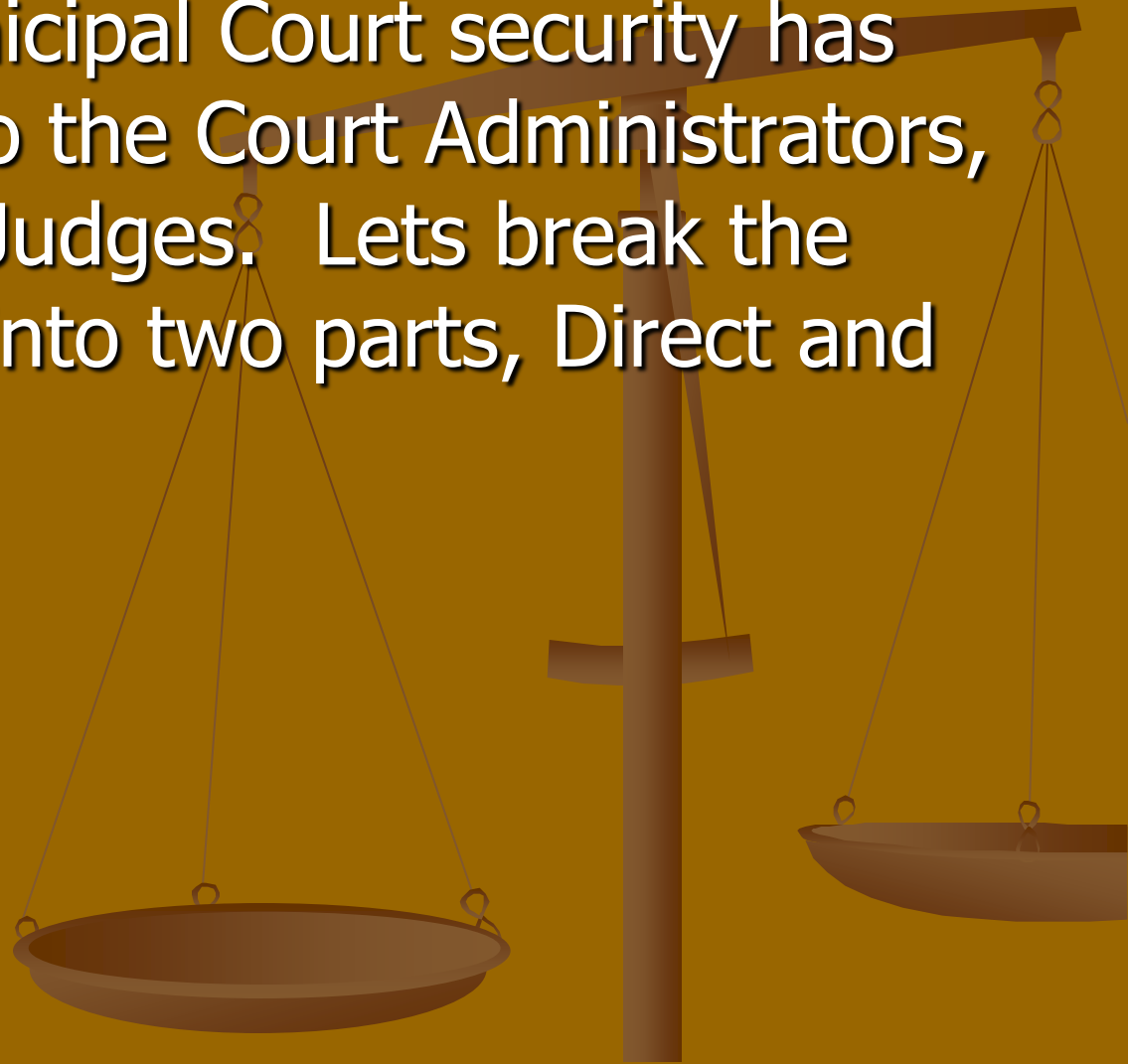
Current Issues

- How fast can something go wrong?
 - Video
- Weapons
 - In today's Fashion, How easy is it to conceal weapons?
 - Video
 - Types of weapons



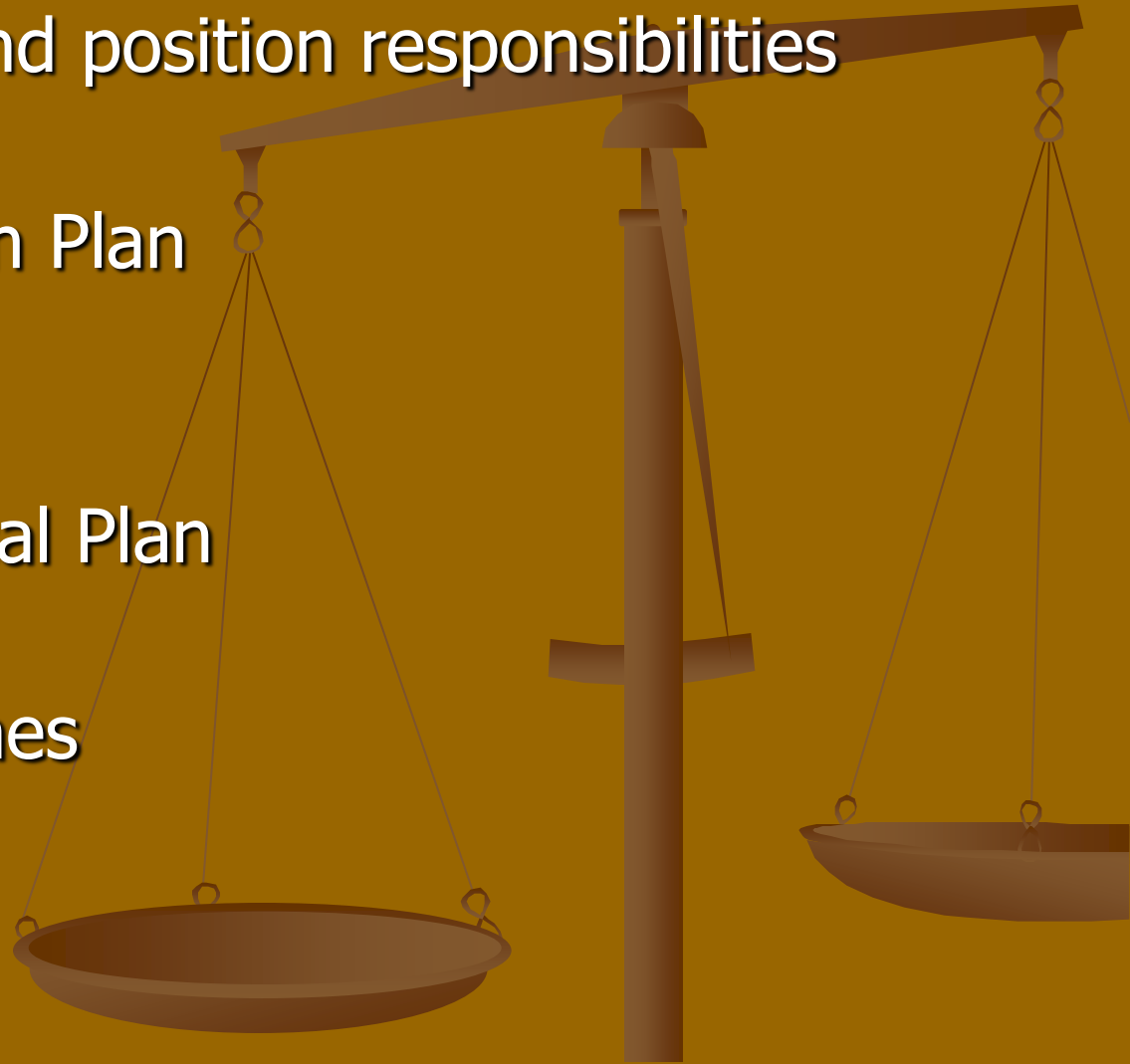
Thinking Outside the Box

- Traditionally Municipal Court security has been assigned to the Court Administrators, Senior Clerks or Judges. Lets break the Security Manual into two parts, Direct and In-Direct.



What should go into the Court Security Manual?

- Job description and position responsibilities
- Physical Security
- Facility Evacuation Plan
- Bomb Threats
- Hostage Plan
- Emergency Medical Plan
- Incident Reports
- Courtroom searches
- Prisoner control



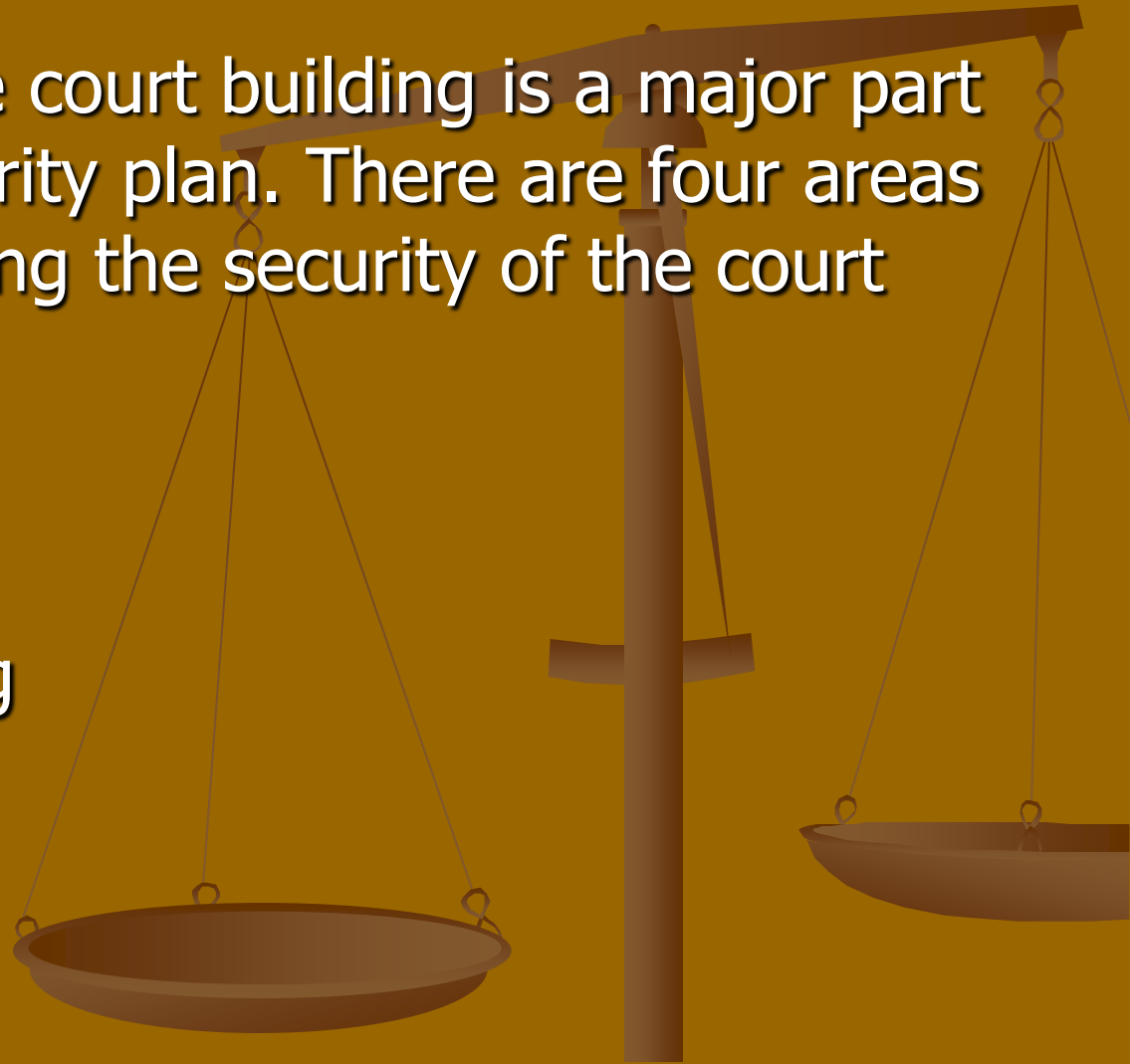
Who should Help Create the Manual?

- Law Enforcement
- Court Administrators (Senior Clerks)
- Judges
- Clerks



SECURING THE COURT BUILDING

- The security of the court building is a major part of the overall security plan. There are four areas of concern regarding the security of the court building:
 - outside security
 - inside security
 - weapons screening
 - alarm protocols



Outside Perimeter

- Parking
- Lighting
- Landscaping
- Doors, other openings





Inside Security

- Alarm systems
- Fire protection
- Signs
- Emergency lighting
- Areas to handle money
- Public areas
- Personal Safety



COURTROOMS

PROPER DRESS
REQUIRED
No Hats, Nois
Nois, Nois
Nois, Nois



STOP FOR METAL
DETECTOR
CHECKPOINT

PROCESSING
AREA

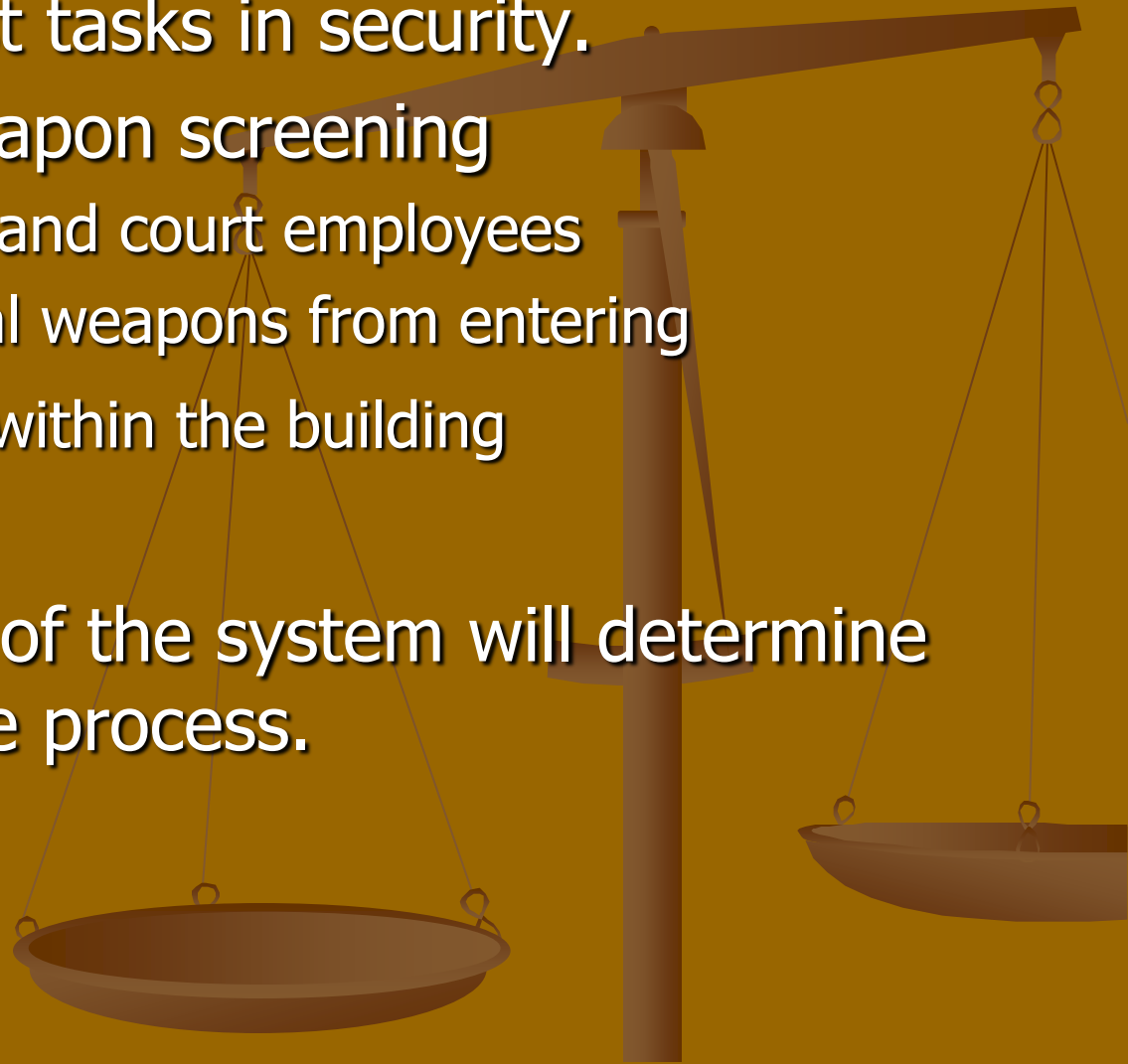
It is a crime to
intentionally or
knowingly file a
false or incorrect
report or a
false or incorrect
statement with
the Clerk.

AUTHORIZED PERSONNEL
ONLY

Clearly Mark all areas

Weapons Screening

- One of the hardest tasks in security.
- Three goals of weapon screening
 - Protect – Citizens and court employees
 - Prohibit – Potential weapons from entering
 - Control – Activity within the building
- Time
- The effectiveness of the system will determine the integrity of the process.



COURTROOMS

PROPER DRESS
REQUIRED
No Hats, Nois
No Bare Feet
No Bare Arms



STOP FOR METAL
DETECTOR
CHECKPOINT



STOP FOR METAL
DETECTOR
CHECKPOINT



WE ARE NOT RESPONSIBLE
FOR CONFISCATED ITEMS.

EXIT

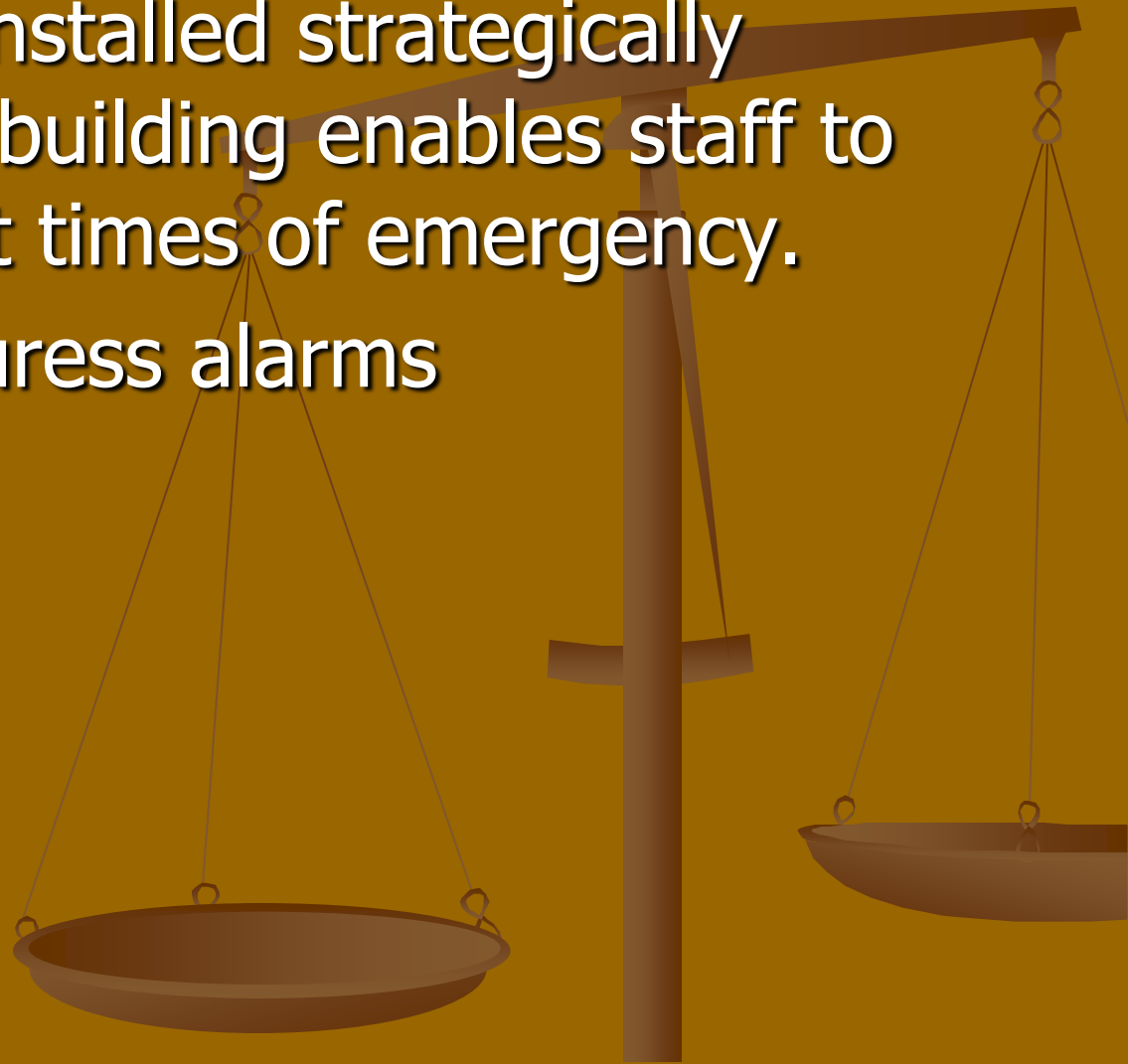


Control Security

State what is happening

Duress Alarms

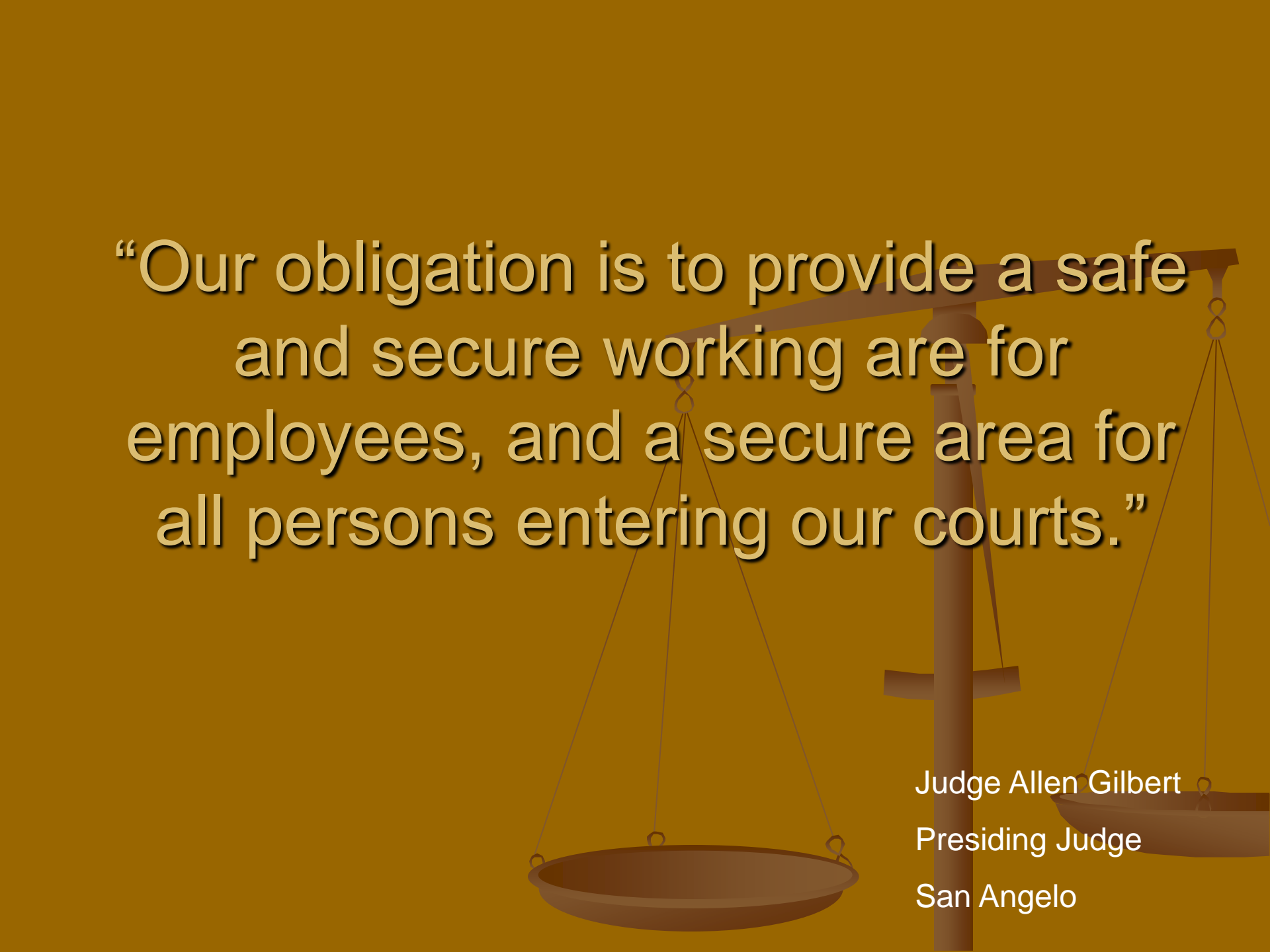
- Duress alarms installed strategically throughout the building enables staff to summon help at times of emergency.
- Two types of duress alarms
 - Audible alarm
 - Silent alarm
- Testing





How?

- Justify
- Art. 102.017. COURT COSTS; COURTHOUSE SECURITY FUND; MUNICIPAL COURT BUILDING SECURITY FUND; JUSTICE COURT BUILDING SECURITY FUND.
 - The governing body of a municipality by ordinance may create a municipal court building security fund and may require a defendant convicted of a misdemeanor offense in a municipal court to pay a \$3 security fee as a cost of court.



“Our obligation is to provide a safe and secure working area for employees, and a secure area for all persons entering our courts.”

Judge Allen Gilbert
Presiding Judge
San Angelo

