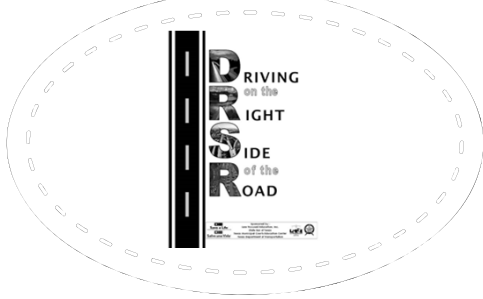


Community Outreach Made Easy



Who are we?

- Elizabeth De La Garza – new to TMCEC!
 - Teacher with 32 years experience
 - Middle school, high school, upper elementary
 - Helped the LRE team write the original curriculum for DRSR
 - Grant Administrator for DRSR
- Ned Minevitz
 - You know Ned
 - Grant Administrator for MTSI



Driving on the Right Side of the Road

- Program to teach kids safe behaviors while
 - Walking to school
 - Riding the bus
 - Riding their bikes/skateboards
 - Riding in cars
- Uses the TEKS (Texas Essential Knowledge and Skills) that teacher MUST teach their students
- We do this by conducting teacher inservices
- Administered by the Texas Municipal Courts Education Center here in Austin.
- Funded by a generous grant from TxDOT.
- Free stuff for classrooms and courts!
 - Kids books.
 - Lessons K-3
 - Lessons K-12
 - Mock Trials

Course Objectives – What are we doing today?


- Together we will plan an outreach program for your court about traffic safety.
- We will list all the resources available to you from DRSR and TMCEC to help you with these visits.
- AND we will identify strategies and best practices for giving an effective presentation to all kinds of groups






Talking to the people in charge...

- Schools
 - Teacher – Team leaders or chairs
 - Counselor
 - School Resource Officer
 - PTA – president or other officer
 - Principal – make sure to CC this person!
- Community groups
 - Leaders of Organizations for kids -Girl/Boy Scouts, Boys/Girls Club, summer camps
 - Secretary or Presidents of Religious/faith based Organizations
 - Secretary or members of Neighborhood groups
 - Planning secretary or Sargent of Arms in Professional groups – Kiwanis, Chamber of Commerce, DAR
- Brainstorming – any other groups?


What do I show them?
Do I need a PowerPoint?

What?

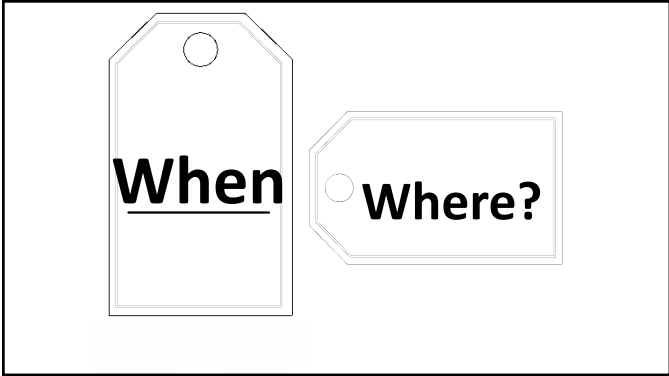
What do I do?



- **PowerPoint?**
 - To PowerPoint or not to PowerPoint?
- **Lessons?**
 - Schools – be ready with one lesson at least for students
 - Community groups – be ready with one activity
 - Be ready for questions.
- **Handouts?**
 - Try to keep to a minimum
 - Make sure to bring card or something printed with contact information
- **Goodies?**
 - We can provide books and fun things for your audience, such as pens, pencils, etc.

Lessons – on the website!

- **Loteria**
 - Requires a bit of preparation.
- **Moot Court**
 - Match the court activity to the classroom
- **Safety Matching Cards**
 - Have enough cards for the group
- **Reading a book!**
 - Reading to the students
 - Partner reading
 - Choral reading
 - Summarizing at end.
- **Who's Who in the Court?**
 - Requires a handout and some room for students to move
- **Our Town Map**
 - Requires maps and one handout
- **Federalism Cards**
 - For 5th, 8th, and high school



The best times to present about safety: Ask!

- Schools
 - During special events or holidays, such as Veterans Day, or Law Day (May 1, 2016)
 - Right before BIG holidays like Thanksgiving or Christmas
 - After STAARS testing in May.
 - End of the year.
- Children organizations
 - Organizer for the group can give you best estimates
 - Summer is sometimes a great time!
- Community groups
 - Holidays or special events
 - During meetings

Where to go? Make sure you have a place!

- Check for a room
 - How many people are coming?
 - Is it big enough for the presentation?
 - Will there be other activities in the same area?
 - Don't bring food – let the contact take care of that.
- Check for supplies
 - Will there be a computer, or a place to plug in my computer?
 - Set up of the room?
- Schools
 - Make sure the front office knows you're coming.
 - Make sure the principal knows you're coming.
- Student Clubs or Organizations
- Community Groups
- Be flexible!
 - Many of these groups are not exactly organized, or may not be used to having speakers
 - Have a plan B in case something isn't what was planned
 - Over-organize



Why should I do this?

- Short term Benefits
 - Students learn about safety
 - Maybe saving a life
 - Puts a face on the court
- Long term Benefits
 - Keeping students out of the system
 - Giving students the tools to help themselves
 - Keeps the court IN the community they serve

Brainstorm other reasons?

Contact Us
We would love to help!
DRSR – Driving on the Right Side of the Road
TMCEC
2210 Hancock Drive
Austin, Texas 78756
(512) 320-8274
www.drsr.info

Grant Administrators:
Elizabeth De La Garza – elizabeth@tmcec.com
Ned Minevitz – ned@tmcec.com
